

ENR Top 400



Large Contractors Hold Steady as the Industry Awaits a Rebound **By Gary J. Tulacz**

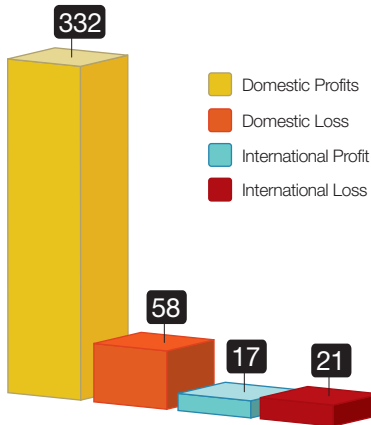
The recession continues to plague large contractors in the U.S. ENR's Top 400 Contractors list illustrates the downturn's depth and breadth. For example, of the 30 largest Top 400 contractors that sent in surveys last year, only three had 2010 revenue gains greater than their 2009 total. Also, about two-thirds of this year's Top 400 showed a falloff in revenue in 2010 from 2009. While most major firms think the market has hit bottom, few see an immediate recovery. Our new infographics help tell the story.

[THE TOP 400 CONTRACTORS INDEX]

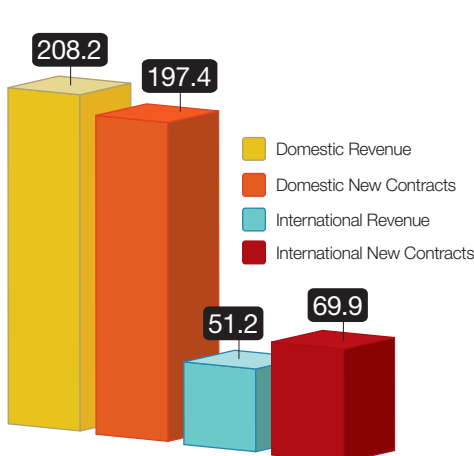
- | | | | |
|-----------------------------|---|---|---------------------------|
| 66 2011 Top 400 at a glance | 68 Game changer: Facebook | 74 Top 50 contractors working abroad | 78 Game changer: Severson |
| 66 Past decade's revenue | 69 The Top 400 dialogue | 77 Top 50 domestic heavy contractors | 80 Hot markets: Australia |
| 67 Market analysis | 70 Top 20 by sector | 78 Top 50 domestic general building revenue | 80 How to read the tables |
| 67 Hiring | 73 Top 100 contractors by new contracts | | 83 Top 400 list |
| 68 Global market analysis | 74 Game changer: Primoris | | 99 Index of firms |

2010-2011 Top 400 at a glance

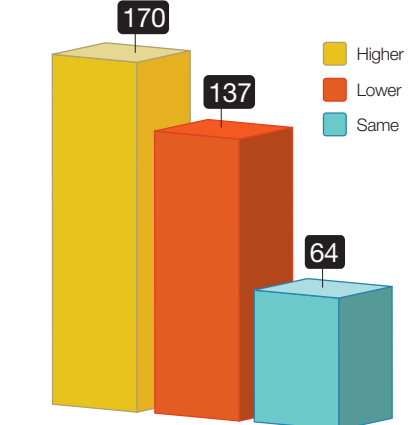
Number of Firms Reporting Profitability



Volume (in \$ billions)

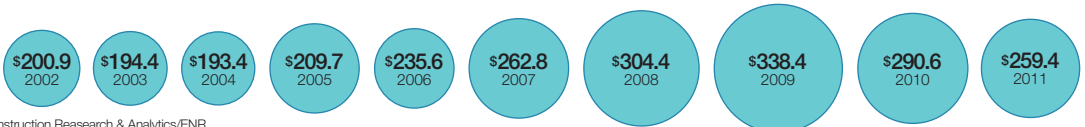


Number of Firms Reporting Size of Backlog



Comparing the Past Decade's Contractor Revenue

(in \$ billions) Source: McGraw-Hill Construction Research & Analytics/ENR.



THE CURRENT CONSTRUCTION RECESSION IS NOW IN ITS fourth year, and industry executives are hoping to see signs that the economy is about to turn around. For some on the leading edge of the construction process, such as large design firms (ENR 4/25 p. 59), the recession appears to be bottoming out. However, for the nation's largest general contractors, recovery seems more hope than reality at this point.

ENR's Top 400 Contractors list is a good illustration of how tough the recession has been. As a group, the Top 400 generated \$259.41 billion in contracting revenue in 2010, down 10.8% from 2009's figure of \$290.91 billion. Domestic revenue for the Top 400 fell 11.5% in 2010 to \$208.16 billion from \$235.33 billion in 2009, while international project revenue fell 7.8% to \$51.24 billion.

Even more dramatic is the Top 400's 23.3% revenue falloff in 2010 from 2008's record high of \$338.38 billion. Domestic revenue is off 26.0% from 2008's record high of \$281.36 billion, while international revenue is down 10.1% from 2008's \$57.02 billion.

Only three contractors among the list's top-30 largest firms enjoyed increased revenue in 2010, which is a strong indicator of the recession's reach. For example, top-ranked Bechtel's contracting revenue fell 12.9%. Bill Dudley, Bechtel's COO, says overall company revenue was off by about 9% in 2010. But 2011 is another



"The single-biggest market trend for us is the escalating demand for natural resources."

Steve Dobbs, Senior Group President, Fluor Corp.

story entirely. "In 2011, we see sales growing significantly—by over 50% and perhaps by as much as 80%." He says revenue could rise by as much as 30% over 2010 revenues.

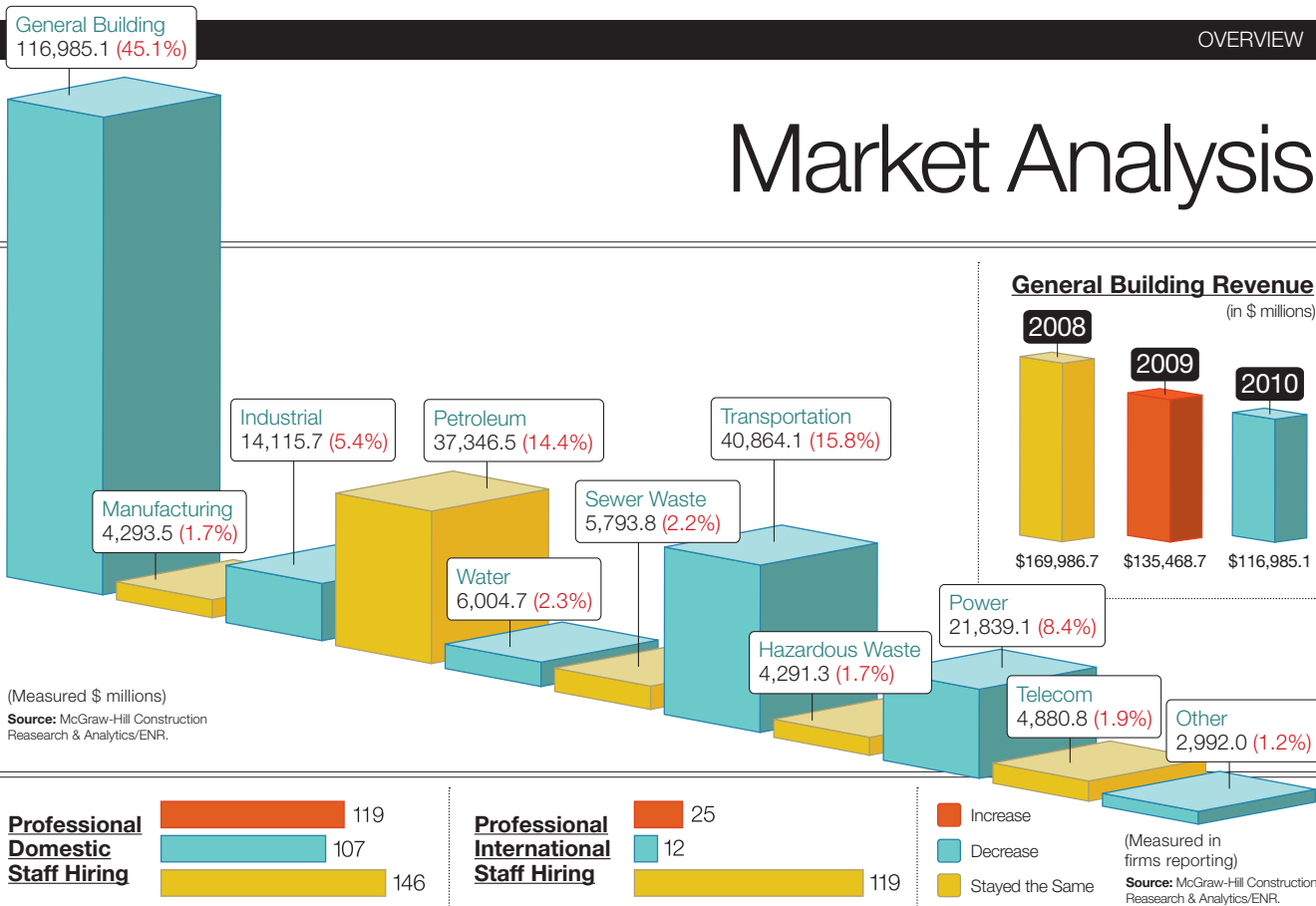
Most of this growth is from the demand for natural resources, as surging materials prices are helping to drive a mining boom around the world. "Mining and metals is our strongest growth area, particularly in Australia and South America." He also says the oil and gas markets, particularly liquefied natural gas in Australia, have taken off (see p. 80).

Bechtel's growth strategy includes jumping into the deepwater offshore oil sector. "It is the one big-project market that we have not been active in during the past," says Dudley.

Fluor Corp. is another major firm that is down but looking for new growth sectors. "The single-biggest market trend for us is the escalating demand for natural resources," says Steve Dobbs, senior group president. He says the urbanization of developing economies, particularly in Asia, is a growth driver in mining and metals around the globe.

The demand is creating challenges on major projects. "We are going higher and deeper for resources all the time," says Dobbs. He notes that Fluor now has at least four large mining projects in Chile and Peru at altitudes above 14,000 feet. Dobbs says Fluor has

Market Analysis



won over \$27 billion in new projects in the past year.

KBR also is hanging tough despite a slow market. “In North America, we are seeing an increase in larger projects,” says Bill Utt, CEO. For example, on April 18, KBR and Babcock & Wilcox won the contract for the \$668-million waste-to-energy plant in Palm Beach County, Fla. In March, KBR landed the front-end engineering and design contract on the Kitimat Liquefied Natural Gas (LNG) Development in British Columbia. “Like us, many in our industry entered the recession with healthy balance sheets after a strong expansion and were able to survive the crisis,” he says.

KBR also helped its LNG capabilities by acquiring from Japan’s JGC the 50% of M.W. Kellogg Ltd. that KBR did not already own. “This expands our resource base as we integrate MWKL back into the KBR family and enhances our range, flexibility and efficiency in the LNG and hydrocarbons markets,” Utt says.

Watching the Bottom Line

A key recession-proof strategy for many contractors is their willingness to accept a hit to their top line to protect the bottom line. Layton Cos. is one example. “Our company has held steady in pursuing profitable work at the expense of gross revenues,” says David S. Layton, CEO.

Diversification has become a way of life for contrac-

366

Firms on the list that sent in a survey in 2010.

33.1%

Firms that increased revenue in 2010 from 2009.

66.7%

Firms that had lower revenue in 2010 than in 2009.

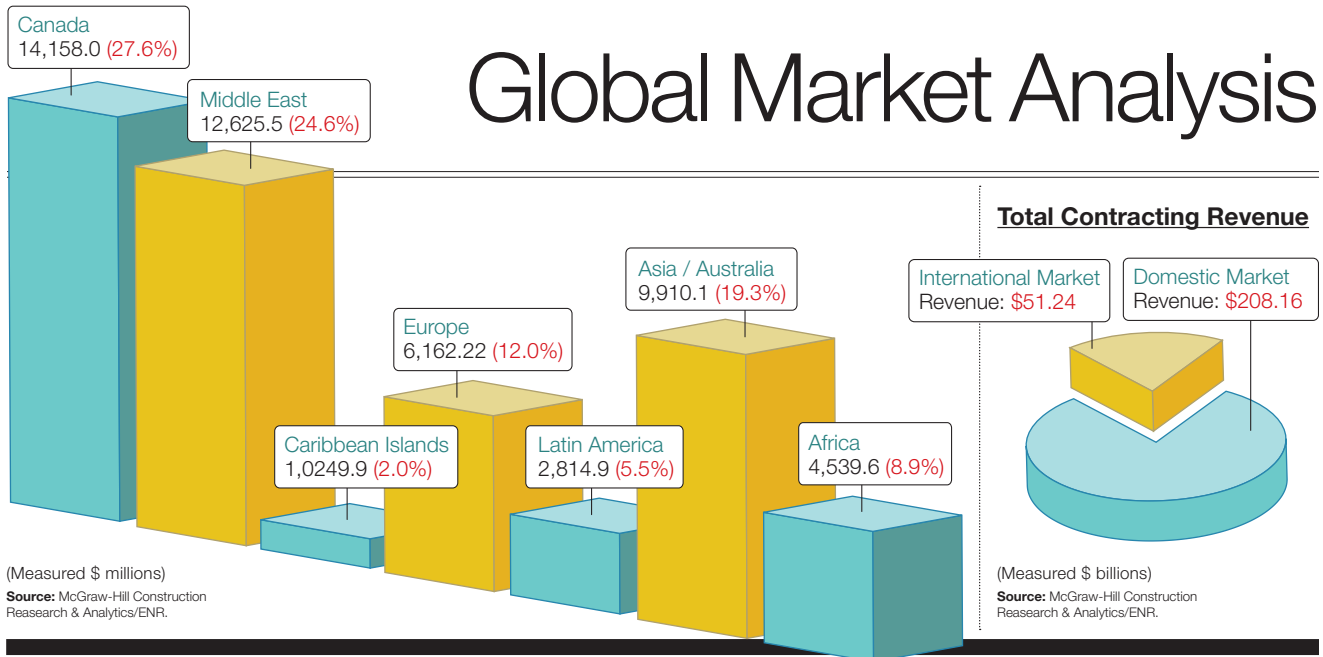
tors attempting to cope with the recession. “We are investing resources and dollars into diversifying both geographically and by market type,” says Matt Girard, executive vice president of Flatiron Construction. “All markets from time to time incur a slowdown, but the more diversified you are, the better opportunity to stay strong in a recession,” he says.

Zachry Holdings has created a Regional Capital Projects Group in its Houston and Charlotte, N.C., offices. “This group is focusing on projects of less than \$50 million,” says Keith Manning, executive vice president. The group’s charge is to find ways to compete for smaller projects in what Manning acknowledges is a more competitive field than Zachry is used to.

PCL is another firm that is taking a new look at its markets. “We have redefined what is considered a ‘major’ project,” says Shaun Yancey, senior vice president of PCL Enterprises Inc. “It used to be in the hundreds of millions. Now it is in the \$50-million range.” PCL is not interested in bidding wars, Yancey notes, saying, “We continue to be disciplined in our bidding.”

In 2009, midsize contractors saw larger firms horn-ing in on their markets. “We are seeing the ‘Home Depot-ization’ of our marketplace”—when national firms set up shop to compete based on price with regional and local contractors—says Anthony Consigli, CEO of Consigli Construction Co. He worries the

Global Market Analysis



selection process is all about money, not relationships. “More often than not, price and value decisions are being forced by boards of directors and corporate management at the expense of past relations,” he says.

New geographies also are tempting contractors. “Clayco is making a significant push in the Chicago market. Our suburban Chicago office has had 10 years of success, and we are augmenting that with a major presence downtown,” says Robert G. Clark, CEO. He says the firm’s skills in design, construction and real estate development should hold up well in Chicago.

Building in a Soft Market

As for the buildings sector, the market remains stagnant. “The commercial construction industry has talked optimistically for over a year that the end of the recession is just around the corner, but at every corner we find that we’re still not there,” says Layton.

Many contractors in the buildings sector are moving into uncharted territory. “We’ve just gone through three of the hardest years I’ve seen in my entire career,” says Andy Ball, CEO of Webcor Builders. “We had to completely change the company’s focus and start going after publicly funded projects.” Webcor is working on several jobs for the state of California, including the \$690-million San Francisco General Hospital.

Project financing in the buildings sector continues to be spotty. Many contractors say banks are largely unwilling to lend on projects despite the economic justification for them. “Developers have remained silent, mainly on the sidelines due to lack of access to capital,” says Tom Donnelly, president of ValleyCrest Landscape Development. “Though we’re hearing demand is building to get projects kicked off, we’re not



Game Changer | By Gary J. Tulacz

Facebook’s Open Data Center

The data-center market, especially for web hosting, is one of the few truly hot markets in this recession. It also is one of the most secretive, mostly for security reasons and to keep competitors at bay. Thus, it is a little unusual for DPR Construction to be releasing the plans for two new Facebook data centers.

On April 7, Facebook announced it would release details of its server configurations, including mechanical and electrical plans for its 147,000-sq-ft data center in Prineville, Ore., to the open-source community. Built by DPR and Fortis Construction, the site is considered one of the most efficient data centers in the world.

The Facebook-launched open-source Open Compute Project (<http://opencompute.org/>) provides details, drawings and CAD

files of the systems that helped the Prineville center achieve a power-usage effectiveness rating of 1.07. PUE measures how much energy is used by the servers compared to the facility’s systems. The ideal rating would be 1.00, indicating that all the facility’s energy is going to the servers. The industry average is about 1.50. DPR is working on another Facebook data center in Forest City, N.C. (above).

Facebook has posted the specifications on its own pages, says Gavin Keith, national sales director for DPR. “The company believes it will help the entire industry by showcasing a more efficient way to design and build data centers,” says Keith.

For its part, Facebook thinks there’s plenty for the public to like about its plan to share. ■

The Top 400 Dialogue

How are your relations with subcontractors and suppliers?



WILLIAM G. HASBROOK, SENIOR VP
WEBBER LLC
Houston

"Your first reaction is to do everything you can to increase profitability—but not at the expense of relationships. Communities are small, and once someone is treated unethically, they have no more incentive to give you the best pricing."



JOE JINGOLI, CEO
JOSEPH JINGOLI & SON
Lawrenceville, N.J.

"The ability to have a frank conversation with long-term subcontractors and vendors or suppliers about their financial needs very early in the project process is crucial to a project's success in this type of market."



BART EBERWEIN, EXECUTIVE VP
HOFFMAN CORP.
Portland, Ore.

Subs are being "valued for their IQs as much as for their mechanics. But many subs and suppliers bought work at small to negative margins and are struggling financially. This casts a shadow of risk onto projects."



GAVIN KEITH, U.S. SALES DIRECTOR,
DPR CONSTRUCTION
Redwood City, Calif.

"We are beginning to get material escalation claims from some of our subs on such things as rebar and PVC pipe, along with surcharges on concrete and cement. Many subs are not able to absorb these kinds of price spikes."



RICHARD J. HALLER, COO
WALBRIDGE
Detroit

"We procure more of the engineered equipment components and mitigate the added financial stress to the subcontractor. We're bringing more work in-house in order to move more of the manageable risk to our side of the ledger."



Are you seeing any increase in the use of private funding of public projects?



LAURO BRAVAR, CEO
OHL USA SOUTH REGION
Miami

"Each state is reacting differently. For example, Texas is reactivating its numerous PPP projects that were subject to a two-year moratorium, and Georgia is promoting an ambitious program of large PPP projects."



MIKE MCNALLY, CEO
SKANSKA USA
New York City

"The progress on private funding of infrastructure is going very slowly in the U.S. You can spend millions to pursue a project here, only to end up with nothing. This may cause some foreign money for P3s to go elsewhere."



RUTH MCMORROW, EXECUTIVE VP
PARSONS CORP.
Pasadena, Calif.

"We have seen [gap financing] in Florida, where the state DOT contracts with a design-build-finance team. Instead of the team being paid on a percentage-of-completion basis, it is paid as the money comes in from Washington."



ROBERT VAN CLEAVE, CEO
BALFOUR BEATTY CONSTRUCTION
Dallas

"In gap financing, an agency might pay you over the course of six years for a four-year job, but you are putting your assets at risk that the money will materialize in the interim—and that is not always a sure thing."



JEFFREY M. LEVY, CEO
RAILWORKS CORP.
New York City

"The problem with all the political debate about financing of major projects is that some of these projects will take longer than any political term will last, but they will benefit the nation long after any current administration is over."



The Top 20 Contractors by Sector

1		PETROLEUM	
RANK 2011 2010		Revenue: \$35.2 Billion Market Share: 94.16%	
1	1	BECHTEL	
2	2	FLUOR CORP.	
3	4	FOSTER WHEELER AG	
4	6	KBR	
5	3	JACOBS	
6	5	CB&I	
7	7	MCDERMOTT INTERNATIONAL INC.	
8	8	TURNER INDUSTRIES GROUP LLC	
9	9	KIEWIT CORP.	
10	11	PCL CONSTRUCTION ENTERPRISES INC.	
11	13	THE SHAW GROUP INC.	
12	16	PERFORMANCE CONTRACTORS INC.	
13	12	MICHEL'S CORP.	
14	10	WILLBROS GROUP INC.	
15	17	ZACHRY HOLDINGS	
16	15	MATRIX SERVICE CO.	
17	18	S&B ENGINEERS & CONSTRUCTORS LTD. & AFF.	
18	20	AUSTIN INDUSTRIES	
19	19	URS CORP.	
20	**	CH2M HILL	

2		TRANSPORTATION	
RANK 2011 2010		Revenue: \$22.2 Billion Market Share: 54.21%	
1	1	BECHTEL	
2	2	KIEWIT CORP.	
3	5	FLUOR CORP.	
4	3	THE WALSH GROUP LTD.	
5	4	GRANITE CONSTRUCTION INC.	
6	7	FLATIRON CONSTRUCTION CORP.	
7	6	SKANSKA USA	
8	8	THE LANE CONSTRUCTION CORP.	
9	**	KBR	
10	9	TUTOR PERINI CORP.	
11	15	THE TURNER CORP.	
12	11	AUSTIN INDUSTRIES	
13	19	GREAT LAKES DREDGE & DOCK CORP. LLC	
14	14	WEBBER LLC	
15	12	AMERICAN BRIDGE CO. INC.	
16	10	CLARK GROUP	
17	13	WEEKS MARINE INC.	
18	18	PCL CONSTRUCTION ENTERPRISES INC.	
19	**	URS CORP.	
20	**	THE SHAW GROUP INC.	

3		POWER	
RANK 2011 2010		Revenue: \$18.1 Billion Market Share: 83.09%	
1	1	BECHTEL	
2	3	THE SHAW GROUP INC.	
3	4	FLUOR CORP.	
4	2	KIEWIT CORP.	
5	8	DAY & ZIMMERMANN	
6	6	URS CORP.	
7	10	KBR	
8	9	FOSTER WHEELER AG	
9	**	WILLBROS GROUP INC.	
10	7	ZACHRY HOLDINGS	
11	13	MORTENSON CONSTRUCTION	
12	11	BLACK & VEATCH	
13	14	KENNY CONSTRUCTION	
14	17	JINGOLI - DCO	
15	18	BURNS & MCDONNELL	
16	15	WILLIAMS INDUSTRIAL SERVICES GROUP LLC	
17	12	BARTON MALOW CO.	
18	20	CH2M HILL	
19	**	FAGEN INC.	
20	16	O & G INDUSTRIES INC.	

seeing activity to support that notion.”

Skanska USA is tackling the building financing problem head-on. “We have jumped into the commercial developer market,” says Mike McNally, CEO. He says the firm is buying land for development in Seattle, Boston, Houston and Washington, D.C. “This may be our only chance to get into these markets, since they are so local and hard for an outside contractor to succeed in,” he says.

Balfour Beatty Construction is another example of a firm scrambling in the general building market. “Our backlog dipped 12 to 18 months ago but only now is beginning to rebound,” says Robert Van Cleave, CEO. He says the firm moved into federal and stimulus-funded jobs during the downturn, winning such projects as the 944,000-sq-ft Fort Hood Replacement Hospital in Texas in a joint venture with McCarthy.

Long a player in the health care, data center, life sciences and higher education markets, DPR Construction is taking a similar approach. “We won our first federal project last October on the Utah Data Center for the Army Corps of Engineers,” says Gavin Keith, DPR’s national sales director. DPR is joint-venturing with Balfour Beatty Construction and Big-D Construction on the \$1.2-billion design-build job.



“In 2011, we see sales growing significantly—by over 50% and perhaps by as much as 80%.”

Bill Dudley,
President,
Bechtel

Keith says prospects are picking up, primarily in the private sector. He says 70% of DPR’s business is now in health-care and mission-critical facilities, primarily data centers. “However, this year, our strongest sales have been in the life-sciences sector.” He estimates the firm has done about \$500 million in sales in the first quarter of 2011.

The Roads Must Roll

In the big-ticket civil markets, work is available, but the future is uncertain. “Our estimating on large civil jobs has never been busier,” says McNally. However, like many other infrastructure firm executives, he worries that these markets may dry up without some clarity on the federal budget. “Without a transportation re-authorization bill, local agencies are not going to commit to large, long-term projects.”

Private financing is one solution that many contractors are promoting to get major projects off the ground. “The shining star seems to be public-private partnerships,” says William G. Hasbrook Jr., senior vice president of Webber LLC. Not only do P3s fund needed projects, they also free up money for additional public-agency work, he says.

Skanska USA is heavily involved in private infra-

The Top 20 Contractors by Sector

4		INDUSTRIAL
		Revenue: \$11.7 Billion Market Share: 82.67%
RANK	2011	2010
1	1	FLUOR CORP.
2	2	BECHTEL
3	16	PRIMORIS SERVICES CORP.
4	4	JACOBS
5	3	KBR
6	8	STELLAR
7	18	THE TURNER CORP.
8	10	DPR CONSTRUCTION INC.
9	7	KIEWIT CORP.
10	**	CR MEYER
11	**	BARTON MALOW CO.
12	**	TORCON INC.
13	9	CCC GROUP INC.
14	14	SKANSKA USA
15	17	GILBANE BUILDING CO.
16	**	F.A. WILHELM CONSTRUCTION CO. INC.
17	12	LEND LEASE
18	**	STEVENS ENGINEERS & CONSTRUCTORS INC.
19	11	ALBERICI CORP.
20	**	HASKELL

5		HAZARDOUS WASTE
		Revenue: \$4.4 Billion Market Share: 101.42%* * Three non-Top 400 firms were ranked.
RANK	2011	2010
1	1	BECHTEL
2	2	THE SHAW GROUP INC.
3	3	FLUOR CORP.
4	4	SEVENSON ENVIRONMENTAL SERVICES
5	8	URS CORP.
6	5	PARSONS
7	6	ENTACT LLC
8	7	JACOBS
9	11	CH2M HILL
10	10	WESTON SOLUTIONS INC.
11	9	REMEDIAL CONSTRUCTION SERVICES LP
12	12	CONTI GROUP
13	**	ECC
14	14	J. FLETCHER CREAMER & SON INC.
15	15	PCL CONSTRUCTION ENTERPRISES INC.
16	16	J.F. BRENNAN CO. INC.
17	**	O'BRIEN & GERE
18	17	CDM
19	**	WILLIAMS INDUSTRIAL SERVICES GROUP LLC
20	19	TURNER INDUSTRIES GROUP LLC

6		TELECOMMUNICATIONS
		Revenue: \$4.4 Billion Market Share: 90.04%
RANK	2011	2010
1	1	HOLDER CONSTRUCTION CO.
2	4	THE TURNER CORP.
3	7	DPR CONSTRUCTION INC.
4	2	STRUCTURE TONE
5	19	FLUOR CORP.
6	8	BECHTEL
7	9	BLACK & VEATCH
8	5	SKANSKA USA
9	3	THE WHITING-TURNER CONTRACTING CO.
10	**	HITT CONTRACTING INC.
11	18	BALFOUR BEATTY US
12	11	MORTENSON CONSTRUCTION
13	12	THE BECK GROUP
14	13	ROEBBELEN
15	**	FORTIS CONSTRUCTION INC.
16	20	NABHOLZ CONSTRUCTION CORP.
17	**	JE DUNN CONSTRUCTION GROUP
18	16	MICHEL'S CORP.
19	**	JINGOLI - DCO
20	**	GILBANE BUILDING CO.

structure financing. Skanska Infrastructure Development Inc., Alexandria, Va., and Australian investment bank Macquarie Financial Holdings Ltd. are negotiating with the Virginia Dept. of Transportation to build the Midtown Tunnel between Norfolk and Portsmouth, Va. Skanska USA, Kiewit Construction and Weeks Marine are the contracting team.

"The problem is that there are 50 states looking at P3s, but each of them has its own learning curve to deal with them," says Dobbs.

Flatiron's Girard points to successful P3s in states such as Virginia, Texas and Florida. P3s are starting to take off in states with major budget deficits, such as California. These successes have spurred other states to work on P3 legislation to fund some massive projects, he says. Among the projects Girard suggests as candidates for P3 financing are Ohio River bridges between Kentucky and Indiana, the Detroit River International Crossing between Michigan and Ontario, and the I-5 Columbia River crossing.

Some contractors fear P3s can turn into a political football. "A candidate one year may announce that [P3] is the answer to bad roads, only to have the next candidate two years later campaign against toll roads," says McNally. Jeffrey M. Levy, CEO of Railworks Corp.,



"The industry as a whole needs to make a fundamental shift from trying to make money by not paying people to saving money by paying people promptly."

Andy Ball, CEO, Webcor Builders

is disheartened by the political uncertainty created by P3s. "Some of these projects will take longer to build than any political term will last, but they will benefit the nation long after any current political administration is over," he says.

One sector within the transportation market that has bounced back nicely is heavy rail. "The Class 1 railroads have been building out to be more flexible for the customers," says Levy. He says the private railroads understand that, when the economy gets back in gear, they will have a bigger share of the growing market. "With the price of oil so high, some shippers are moving away from trucking to rail," he says.

But Levy cautions that this is not an easy market to move into. He says most of the jobs are small, and firms have to be able to respond to local emergencies with trained crews. "Big jobs move the needle, but small jobs earn customer loyalty," he says. "The really large contractors can't be bothered with these small jobs."

Uncertainty in the Power Market

For the most part, the domestic power market has been in a slump. Reserve margins of utilities continue to be high, and federal regulations concerning power generation remain uncertain. The nuclear meltdown that

The Top 100 Contractors by New Contracts*

RANK 2011		REVENUE IN \$ MIL.	RANK 2011		REVENUE IN \$ MIL.	RANK 2011		REVENUE IN \$ MIL.
1	FLUOR CORP.	27,363.0	36	THE LANE CONSTRUCTION CORP.	1,330.2	71	MESSER CONSTRUCTION CO.	674.4
2	BECHTEL	16,253.0	37	CH2M HILL	1,311.5	72	S&B ENGINEERS & CONSTRUCTORS LTD. & AFF.	655.0
3	THE TURNER CORP.	8,512.6	38	LECHASE CONSTRUCTION SERVICES LLC	1,300.0	73	RAILWORKS CORP.	641.0
4	KIEWIT CORP.	8,296.6	39	AUSTIN INDUSTRIES	1,266.0	74	ROBINS & MORTON	639.0
5	JACOBS	7,900.0	40	PRIMORIS SERVICES CORP.	1,263.0	75	HOAR CONSTRUCTION LLC	625.2
6	KBR	7,232.0	41	BARTON MALOW CO.	1,252.8	76	PJ DICK-TRUMBULL-LINDY PAVING	606.0
7	PCL CONSTRUCTION ENTERPRISES INC.	5,026.4	42	AMES CONSTRUCTION INC.	1,240.7	77	GOTHAM CONSTRUCTION CO. LLC	594.0
8	BALFOUR BEATTY US	4,744.1	43	PEPPER CONSTRUCTION GROUP	1,192.0	78	ADOLFSON & PETERSON CONSTRUCTION	591.0
9	SKANSKA USA	4,537.5	44	HOWARD S. WRIGHT	1,176.0	79	DAVID E. HARVEY BUILDERS INC.	590.0
10	THE WALSH GROUP LTD.	4,490.0	45	WEBBER LLC	1,129.3	80	PERFORMANCE CONTRACTORS INC.	580.0
11	MCDERMOTT INTERNATIONAL INC.	4,181.9	46	MANHATTAN CONSTRUCTION GROUP	1,124.1	81	JAMES G. DAVIS CONSTRUCTION CORP.	576.0
12	FOSTER WHEELER AG	4,105.8	47	PARSONS	1,097.9	82	FAGEN INC.	575.9
13	THE WHITING-TURNER CONTRACTING CO.	3,500.0	48	B.L. HARBERT INTERNATIONAL LLC	1,095.8	83	THE RUDOLPH/LIBBE COS. INC.	575.4
14	CB&I	3,361.1	49	FLINTCO LLC	1,063.5	84	KITCHELL CORP.	575.1
15	THE SHAW GROUP INC.	3,267.7	50	MICHEL'S CORP.	1,056.3	85	JINGOLI - DCO	564.0
16	TUTOR PERINI CORP.	3,249.7	51	THE YATES COS. INC.	1,037.8	86	LAKESHORE TOLTEST CORP.	563.4
17	CLARK GROUP	3,036.0	52	SUFFOLK CONSTRUCTION CO. INC.	1,024.0	87	HUNTER ROBERTS CONSTRUCTION GROUP	551.0
18	MCCARTHY HOLDINGS INC.	2,900.0	53	LAYNE CHRISTENSEN CO.	1,013.1	88	SATTERFIELD & PONTIKES CONSTRUCTION INC.	549.0
19	DPR CONSTRUCTION INC.	2,750.0	54	BLACK & VEATCH	968.9	89	WEEKS MARINE INC.	540.0
20	WILLBROS GROUP INC.	2,677.0	55	RYAN COS. US INC.	960.0	90	OKLAND CONSTRUCTION CO. INC.	539.6
21	ZACHRY HOLDINGS	2,653.0	56	THE WEITZ CO.	931.1	91	THE BECK GROUP	530.4
22	STRUCTURE TONE	2,651.0	57	SUNDT CONSTRUCTION INC.	889.7	92	MATRIX SERVICE CO.	530.2
23	GILBANE BUILDING CO.	2,571.1	58	HITT CONTRACTING INC.	876.0	93	DEVCON CONSTRUCTION INC.	525.0
24	WEBCOR BUILDERS	2,147.9	59	INSITUFORM TECHNOLOGIES INC.	858.0	94	CHOATE CONSTRUCTION CO.	521.8
25	MORTENSON CONSTRUCTION	2,031.0	60	THE KOKOSING GROUP	821.6	95	DIMEO CONSTRUCTION CO.	521.0
26	GRANITE CONSTRUCTION INC.	2,025.0	61	FLATIRON CONSTRUCTION CORP.	819.0	96	SHIEL SEXTON CO. INC.	516.0
27	JE DUNN CONSTRUCTION GROUP	1,955.3	62	ALBERICI CORP.	804.2	97	LAYTON CONSTRUCTION CO. INC.	504.0
28	BRASFIELD & GORRIE LLC	1,909.7	63	CLAYCO INC.	800.0	98	CHANAN CONSTRUCTION CO. INC.	501.0
29	HENSEL PHELPS CONSTRUCTION CO.	1,790.4	64	BERNARDS	795.8	99	MIRON CONSTRUCTION CO. INC.	500.0
30	LEND LEASE	1,770.2	65	CADDELL CONSTRUCTION CO. INC.	783.1	100	AMERICAN BRIDGE CO. INC.	493.1
31	HOLDER CONSTRUCTION CO.	1,636.0	66	F.H. PASCHEN, S.N. NIELSEN	776.2			
32	URS CORP.	1,599.2	67	HUNT CONSTRUCTION GROUP	760.0			
33	WALBRIDGE	1,473.0	68	KRAUS-ANDERSON CONSTRUCTION CO.	721.0			
34	SWINERTON INC.	1,466.2	69	BIG-D CONSTRUCTION CORP.	700.5			
35	MWH GLOBAL	1,340.0	70	THE CIANBRO COS.	682.1			

* AMONG TOP 400 FIRMS PROVIDING DATA

hit Japan's Fukushima nuclear plants after the March 11 tsunami struck the nation has added a new level of uncertainty to the industry.

Many in the power market believe gas-fired plants are the immediate future for new domestic generation. "Coal seems dead, and Fukushima added a new hurdle to an already burdensome regulatory process," says Manning of Zachry Holdings. He says there is some activity now on gas-fired and combined-cycle plants. However, he says, "Much of the work has not gone forward for demand reasons."

The events in Japan have cast a cloud over the U.S. nuclear industry, which appeared to be poised for a

On the Web

For expanded content on the Top 400 list or for archived lists from 2003 to the present, see enr.com/toplists.

renaissance prior to March 11. Fukushima has many wondering if that momentum has slowed or stopped. "I personally think that it will be a tough battle both politically and economically to build new plants in the near future," says Dobbs. He says utilities are not going to risk upward of \$10 billion to build a new base-load nuclear plant until the regulatory climate clears.

Bechtel, however, appears undaunted. For a new venture in the nuclear market, the firm entered into an alliance with Babcock & Wilcox Nuclear Energy Inc. on July 14, 2010, to develop the world's first commercially viable modular nuclear powerplant. "Most utilities can't afford the cost and time it takes to build

The Top 50 Contractors Working Abroad

RANK 2011		REVENUE IN \$ MIL.	RANK 2011		REVENUE IN \$ MIL.	RANK 2011		REVENUE IN \$ MIL.
1	BECHTEL	12,500.0	18	LAKESHORE TOLTEST CORP.	221.2	35	SKANSKA USA	71.0
2	FLUOR CORP.	11,565.6	19	INSITUFORM TECHNOLOGIES INC.	212.7	36	WALBRIDGE	65.0
3	KBR	5,863.5	20	INGENIUM INTERNATIONAL INC.	192.0	37	TURNER INDUSTRIES GROUP LLC	51.1
4	FOSTER WHEELER AG	3,471.7	21	URS CORP.	187.4	38	MICHELS CORP.	47.7
5	PCL CONSTRUCTION ENTERPRISES INC.	3,465.5	22	MORTENSON CONSTRUCTION	182.6	39	STELLAR	41.5
6	KIEWIT CORP.	2,222.9	23	PARSONS	177.4	40	AMERICAN BRIDGE CO. INC.	37.4
7	CB&I	2,219.6	24	TUTOR PERINI CORP.	170.2	41	MATRIX SERVICE CO.	33.3
8	MCDERMOTT INTERNATIONAL INC.	2,094.7	25	LAYNE CHRISTENSEN CO.	166.8	42	MACKENZIE KECK	32.2
9	JACOBS	1,243.9	26	AMEC	164.1	43	CCC GROUP INC.	31.7
10	CONTRACT INTERNATIONAL INC.	561.7	27	ALBERICI CORP.	128.6	44	CONESTOGA-ROVERS & ASSOC.	30.0
11	THE SHAW GROUP INC.	472.0	28	CADDELL CONSTRUCTION CO. INC.	120.5	45	THE MORGANTI GROUP INC.	29.3
12	FLATIRON CONSTRUCTION CORP.	469.0	29	DCK WORLDWIDE LLC	107.0	46	CDM	29.0
13	BLACK & VEATCH	465.0	30	STRUCTURE TONE	103.3	47	HASKELL	26.9
14	B.L. HARBERT INTERNATIONAL LLC	399.2	31	THE LAUREN CORP.	92.3	48	THE WALSH GROUP LTD.	25.0
15	CH2M HILL	320.6	32	TAGGART GLOBAL	91.0	49	ENGLOBAL	25.0
16	ECC	297.9	33	RAILWORKS CORP.	83.0	50	FRONTIER-KEMPER CONSTRUCTORS INC.	24.8
17	WILLBROS GROUP INC.	266.0	34	GREAT LAKES DREDGE & DOCK CORP. LLC	82.9			

Game Changer | By Gary J. Tulacz

Primoris Services Doubles Up

Primoris Services Corp. was created in 2006 with West Coast contractor ARB Inc. as its major subsidiary. Shortly thereafter, it went public.

But Primoris really took off at the end of 2009. It acquired James Construction Group (JCG), Baton Rouge, La., from Angelo Iafra Construction Co., Warren, Mich., for \$135 million. Last November, it acquired Hillsboro, Ore.-based pipeline contractor Rockford Corp. for \$82.6 million.

With these acquisitions, Primoris is no longer primarily a West Coast firm; now, it is a \$1-billion contractor whose reach stretches from the Pacific Coast all the way to Florida. Its revenue jumped 101.7% in 2010, rising to No. 44 on the Top 400 Contractors list.

"It is a good marriage," says Mike Killgore, executive vice president and director of construction services for Primoris. He says the acquisitions are an opportunity for the firms to share relationships and



leverage purchasing power. Killgore says JCG has seen a slowdown in private infrastructure work, such as the sitework/civil work it did for the now-completed Marathon Refinery in Garyville, La. But the firm continues to win major public transportation projects. "We recently picked up four segments on the I-49 expansion in north Louisiana," Killgore says. Further, Rockford enhances Primoris' position in the pipeline market. Rockford is constructing roughly 126 miles of the natural-gas Ruby Pipeline project (above), a 680-mile, 42-in. transmission line running from the Opal Hub in Wyoming to Main, Ore. ■

a full-scale nuclear powerplant, but modular plants can answer their capacity needs," says Dudley.

Many contractors are finding work in the alternative-energy market. One of the largest projects is BrightSource Energy's Ivanpah Solar Electrical Generating System, a 392-MW thermal solar plant being built by Bechtel in Ivanpah Dry Lake, Calif. "This is the largest thermal solar plant ever built," he says.

But Dudley worries renewables are too dependent on government subsidies to be cost competitive and, given the current budget debates, "the government is going to have to cut somewhere," he says. "This makes renewable-energy programs vulnerable."

Beyond generation, contractors working in the power industry may get a boost from recent changes to Clean Air Act regulations. "Clients with coal-fired plants are going to have to decide whether to close plants or go with mandated compliance requirements," says Manning. That work should begin in November and could mean three to five years of work. In the wake of Fukushima, he adds, the Nuclear Regulatory Commission may require inspections and upgrades of existing nuclear plants, which could bring more work.

The growth of new industries is fueling new projects and markets for contractors. "We are doing a lot of work on polysilicon plants for such things as photovoltaic cells for solar panels," says Dobbs of Fluor. But he is beginning to see more opportunities in carbon-fiber manufacture for a variety of applications. He says carbon fiber may eventually be used on auto bodies and other structures needing reinforcement.

The Top 50 in Domestic Heavy Contractors

RANK 2011		REVENUE IN \$ MIL.	TRANSPORTATION	SEWERAGE	HAZARDOUS WASTE	WATER
1	KIEWIT CORP.	3,288.4	36	8	12	0
2	THE WALSH GROUP LTD.	2,286.5	48	5	14	0
3	FLUOR CORP.	1,734.1	19	0	0	12
4	SKANSKA USA	1,617.5	21	5	8	0
5	THE SHAW GROUP INC.	1,617.0	11	1	3	21
6	BECHTEL	1,523.0	6	0	0	15
7	GRANITE CONSTRUCTION INC.	1,360.0	76	0	1	0
8	THE LANE CONSTRUCTION CORP.	914.0	100	0	0	0
9	URS CORP.	734.6	28	0	1	11
10	LAYNE CHRISTENSEN CO.	694.6	0	35	48	2
11	FLATIRON CONSTRUCTION CORP.	668.0	92	2	3	0
12	TUTOR PERINI CORP.	643.6	21	0	0	0
13	THE TURNER CORP.	634.4	8	0	0	0
14	AUSTIN INDUSTRIES	630.5	43	0	0	0
15	PARSONS	610.2	38	5	2	20
16	WEBBER LLC	599.2	100	0	0	0
17	CLARK GROUP	570.5	12	0	0	0
18	AMERICAN BRIDGE CO. INC.	557.7	100	0	0	0
19	AMES CONSTRUCTION INC.	553.2	65	3	13	0
20	PCL CONSTRUCTION ENTERPRISES INC.	551.8	19	2	13	2
21	WEEKS MARINE INC.	540.0	100	0	0	0
22	GREAT LAKES DREDGE & DOCK CORP. LLC	526.1	100	0	0	0
23	THE KOKOSING GROUP	516.0	49	13	4	0
24	TRAYLOR BROS. INC.	512.4	42	9	47	0
25	BALFOUR BEATTY US	498.4	11	4	0	0
26	OHL USA INC.	496.6	83	0	0	0
27	STACY AND WITBECK INC.	470.7	100	0	0	0
28	STERLING CONSTRUCTION CO. INC.	458.0	94	2	4	0
29	HERZOG CONTRACTING CORP.	451.1	99	1	0	0
30	AMERICAN INFRASTRUCTURE	424.2	78	16	7	0
31	WILLIAMS BROTHERS CONSTRUCTION CO. INC.	415.0	100	0	0	0
32	ZACHRY CONSTRUCTION CORP.	408.3	77	0	3	0
33	THE JUDLAU COS.	404.3	92	0	1	1
34	MANSON CONSTRUCTION CO.	400.0	100	0	0	0
35	HENSEL PHELPS CONSTRUCTION CO.	398.7	16	0	0	0
36	RAILWORKS CORP.	371.0	100	0	0	0
37	THE HUBBARD GROUP	363.1	100	0	0	0
38	NEW ENTERPRISE STONE & LIME CO. INC.	339.5	96	0	0	0
39	SEVENSON ENVIRONMENTAL SERVICES	336.9	0	4	0	96
40	ORION MARINE GROUP INC.	334.1	100	0	0	0
41	ALBERICI CORP.	332.1	3	10	40	0
42	MCCARTHY HOLDINGS INC.	329.0	8	4	1	0
43	PRIMORIS SERVICES CORP.	326.4	27	2	3	0
44	GARNEY HOLDING CO.	317.9	0	34	66	0
45	SHIMMICK CONSTRUCTION CO. INC.	313.2	40	0	60	0
46	LAS VEGAS PAVING CORP.	306.0	100	0	0	0
47	INSITUFORM TECHNOLOGIES INC.	303.4	0	69	1	0
48	TEICHERT CONSTRUCTION	298.4	75	3	8	0
49	VECELLIO GROUP INC.	298.0	100	0	0	0
50	LUNDA CONSTRUCTION CO.	288.0	78	0	2	0

One of the potential markets on the horizon is the development of the nation's shale-gas deposits. "The potential in these fields is huge," says Manning. If shale-gas extraction works as well as expected, this may mean the U.S. could become a net exporter of LNG. "We built a lot of LNG regasification terminals to import gas," says Manning. "If these gas fields pan out, we may need to build liquefaction plants for export at U.S. ports."

The growth of shale-gas development may pay indirect dividends to other markets, as well. "Hydraulic fracturing requires a lot of heavy equipment that cannot be transported over roads," says Levy of Railworks. Freight railroads may be the only way to get equipment in and out of the wells and processing areas. Roads and bridges may also have to be upgraded or reinforced, he notes.

The Price of Globalization

Materials price swings are creating new concerns among contractors. "Materials pricing is a lot different now than it was five to 10 years ago," says McNally. He says contractors used to anticipate price shifts based on local and national market demands. "Now, materials prices are not driven by our markets anymore. They are driven more by global demand," he says.

Fluor is keeping its eye on costs and global conditions. "We have the benefit of having a very large staff that tracks materials price trends," says Dobbs. "We can't keep prices from rising, but we can keep from being surprised."

Spikes in materials prices have not caused more contractors major anxiety because labor costs have remained stable. "Maybe half the cost of a typical project may be the labor component, and those costs are not moving at the moment," says McNally.

Some contractors say union contracts have hurt their competitiveness. "We have a unionized business model with longer-term collective bargaining agreements that do not allow us to be as strategic as we would like relative to labor costs," says Dave Rock, CEO of IHC Construction Cos.

Rock is not alone in worrying about non-union competitors. "One of the most significant challenges in our industry today is the one that union labor faces to keep itself—and thus the CMs and GCs that employ them—competitive in the years ahead," says Bob Mullen, CEO of Structure Tone. He says project labor agreements have helped but urges everyone to work to ensure that union contractors remain viable against non-union competitors.

One major concern for general contractors is the health of their subcontractors. "Subcontractors have

The Top 50 in Domestic General Building Revenue

RANK 2011		REVENUE IN \$ MIL.	RANK 2011		REVENUE IN \$ MIL.	RANK 2011		REVENUE IN \$ MIL.
1	THE TURNER CORP.	6,149.1	18	THE YATES COS. INC.	1,122.8	35	ROBINS & MORTON	646.0
2	CLARK GROUP	3,753.3	19	THE WALSH GROUP LTD.	1,011.9	36	WEBCOR BUILDERS	645.9
3	THE WHITING-TURNER CONTRACTING CO.	2,847.8	20	FLINTCO LLC	1,002.0	37	KIEWIT CORP.	644.2
4	BALFOUR BEATTY US	2,745.6	21	CLAYCO INC.	880.0	38	DAVID E. HARVEY BUILDERS INC.	636.0
5	GILBANE BUILDING CO.	2,708.3	22	SWINERTON INC.	846.0	39	BARTON MALOW CO.	633.3
6	SKANSKA USA	2,660.8	23	VALLEYCREST LANDSCAPE COS.	835.0	40	SELLEN CONSTRUCTION CO. INC.	603.0
7	TUTOR PERINI CORP.	2,364.5	24	SUNDT CONSTRUCTION INC.	822.4	41	RYAN COS. US INC.	585.0
8	LEND LEASE	2,305.0	25	PEPPER CONSTRUCTION GROUP	804.3	42	SHAWMUT DESIGN AND CONSTRUCTION	557.9
9	HENSEL PHELPS CONSTRUCTION CO.	2,105.0	26	DPR CONSTRUCTION INC.	795.3	43	HUNT BUILDING CO. LTD.	549.0
10	MCCARTHY HOLDINGS INC.	2,033.0	27	THE WEITZ CO.	783.4	44	HITT CONTRACTING INC.	541.0
11	MORTENSON CONSTRUCTION	1,826.2	28	WALBRIDGE	772.0	45	HUNTER ROBERTS CONSTRUCTION GROUP	536.5
12	JE DUNN CONSTRUCTION GROUP	1,803.3	29	KBR	726.9	46	POWER CONSTRUCTION CO. LLC	518.3
13	STRUCTURE TONE	1,753.4	30	DUKE CONSTRUCTION	718.6	47	HOWARD S. WRIGHT	515.6
14	SUFFOLK CONSTRUCTION CO. INC.	1,670.0	31	ADOLFSON & PETERSON CONSTRUCTION	679.0	48	CORE CONSTRUCTION GROUP	501.1
15	HUNT CONSTRUCTION GROUP	1,546.0	32	LAYTON CONSTRUCTION CO. INC.	674.7	49	CHANAN CONSTRUCTION CO. INC.	501.0
16	BRASFIELD & GORRIE LLC	1,514.6	33	HOFFMAN CORP.	667.5	50	DEVCON CONSTRUCTION INC.	495.0
17	MANHATTAN CONSTRUCTION GROUP	1,140.2	34	PCL CONSTRUCTION ENTERPRISES INC.	666.6			



Boosted Revenue | By Debra K. Rubin

Sevenson Cleans Up Well

For the last three decades, cleaning up what others have left behind has been good business for Sevenson Environmental Services Inc., Niagara Falls, N.Y. But in 2010, the returns were especially rewarding, as the remediation contractor saw revenue jump 33%, vaulting it nearly 100 places up the Top 400.

CEO Michael A. Elia attributes the rise to federal stimulus funding for Superfund and other waste-cleanup projects. "The government wanted projects staffed at every level," says Elia. The firm also has been an emergency responder in Tennessee after five million cu yd of wet coal ash at a TVA powerplant site burst its storage pond in late 2008. Sevenson managed the

cleanup of 2.5 million cu yd of ash from the nearby Emery River. "It was 24/7 for months," says Elia.

Sevenson anticipates many happy returns in 2011. Its \$500 million worth of backlog work includes cleanup of manufactured gas-plant sites for U.S. utilities. "We made a name for ourselves in New York City. Now we're pushing across to California," says Elia. The firm is ahead of schedule dredging three million cu yd of toxic materials from Lake Onondaga, N.Y. A \$15-million equipment investment has enabled Sevenson to diversify into sediment dredging at a Denver drinking-water reservoir (above) and harbor-deepening. "Life is good at Sevenson," says Elia. ■

been through a lot over the past three years, with competition being so intense," says McNally. "They have been living on the fumes of the previous boom. I am surprised that more of them have not gone bust." He says most big subs have become more conservative.

Keith of DPR says that sureties have been expecting a wave of sub defaults for the past two years. "This has led to very high margins for sureties because the defaults haven't come as expected." He says sureties believe that this is the year where major contractor and sub defaults will occur.

Contractors are becoming more careful about which subs they deal with. "We have not seen the bigger subs get into trouble, but some of the smaller ones have," says Yancey. He says PCL has a self-insurance program, so it pays close attention to the financial health of subs. "We are beginning to see more defaults of subs in financial trouble."

Ball of Webcor says contractors and owners must take responsibility and not add to subcontractor and supplier problems. "We must make sure that we pay subcontractors and suppliers promptly, so they can stay in business during this challenging period. The industry as a whole needs to make a fundamental shift from making money by not paying people to saving money by paying people promptly," he says.

Measureables

Much has been made of advances in technology, such as building information modeling and collaborative approaches to the construction processes. But in lean

times with margins tight, some contractors are beginning to study just how effective these technologies and delivery systems are.

Some contractors are conducting studies of the value of BIM. In constructing the Sutter Castro Valley (Calif.) Medical Center under an integrated project delivery contract, DPR found that craft labor was working with tools 74% of the time. "This means that craft workers spent only about 26% of the time going over plans or standing around waiting, against an industry average of over 50%," says Keith of DPR.

Keith says workers on the project were up to 28% more productive and that rework was down 70% against comparable projects. "Part of this is the result of the IPD process, but we see the lessons learned about BIM and collaboration from this project can be transferable to all our projects," he says.

Contractors say most of the 3D BIM models still are created after the designers' original design documents are supplied, rather being collaboratively designed in BIM from the start. Messer Construction studied its use of 3D mechanical-electric-plumbing spatial coordination, says Tim Steigerwald, senior vice president. It found that requests for information fell 72% on 3D BIM designs. It also found that RFIs were reduced an additional 52% on projects where the design is produced in BIM by all design partners from the start. The study also found change orders also fell by 47%, and the cost of the remaining change orders fell by 55% on BIM projects. Finally, MEP installation deficiencies (punchlist items) fell by 56%. ■



Hot Markets | By Gary J. Tulacz

Australia: Megaproject Haven

Australia is quickly becoming the destination of choice among large U.S. contractors. It has yielded some of the world's largest projects, centered on the country's natural resources.

For example, Bechtel is working on four liquefied natural-gas projects there, including Queensland Curtis, Gladstone LNG and Australia Pacific, all located on Curtis Island off Australia's east coast. The firm is also working on Chevron's Wheatstone LNG project in northeast Australia. "All these are multibillion-dollar projects," says Bill Dudley, Bechtel's president.

Fluor is working on the Gladstone project and, in February,

won a contract from Woodside for the Browse LNG Development project off Australia's west coast. "Until about 20 years ago, [Australia] was a net importer of natural gas. Now it will be supplying energy to much of Asia," says Steve Dobbs, senior group president.

KBR is also working on Browse LNG, says Bill Utt, CEO. In January, the firm won a job for the 140-turbine Macarthur Wind Farm, near Victoria, which is expected to be the largest wind farm in the southern hemisphere.

Bechtel has four mining projects for BHP-Billiton in Australia alone, including the Crinum North Coal Mine in Queensland (above). ■

How to use the tables

COMPANIES are ranked by construction revenue in 2010 in (\$) millions. Those with subsidiaries include (t) are listed by company rank, which may be found on the ENR website at www.enr.com. Firms not ranked last year are designated as **. Some markets may not add up to 100% due to omission of the "other" miscellaneous market category. NA = "not available."

FIGURES include prime construction contracts, shares of joint ventures, subcontracts, the construction portion of design-construct contracts and construction management-at-risk contracts when the firm's risks are similar to those of a general contractor. Figures also include the value of installed equipment when a firm has prime responsibility for specifying and procuring it within the scope of its construction contract.

GENERAL BUILDING includes commercial buildings, offices, stores, educational facilities, government buildings, hospitals, medical facilities, hotels, apartments, housing, etc.

MANUFACTURING includes auto assembly, electronic assembly, textile plants, etc.

POWER includes thermal and hydroelectric power plants, waste-to-energy plants, transmission lines, substations, cogeneration plants, etc.

WATER SUPPLY includes dams, reservoirs, transmission pipelines, distribution mains, irrigation canals, desalination and potability treatment plants, pumping stations, etc.

SEWERAGE / SOLID WASTE includes sanitary and storm sewers, treatment plants, pumping plants, incinerators, industrial waste facilities, etc.

INDUSTRIAL process includes pulp and paper mills, steel mills, non-ferrous metal refineries, pharmaceutical plants, chemical plants, food and other processing plants, etc.

PETROLEUM includes refineries, petrochemical plants, offshore facilities, pipelines, etc.

TRANSPORTATION includes airports, bridges, roads, canals, locks, dredging, marine facilities, piers, railroads, tunnels, etc.

HAZARDOUS WASTE includes chemical and nuclear waste treatment, asbestos and lead abatement, etc.

TELECOMMUNICATIONS includes transmission lines and cabling, towers and antennae, data centers and web hotels, etc.

RANK 2011	RANK 2010	FIRM	2010 REVENUE		2010 NEW CONTRACTS	GENERAL BUILDING	MANUFACTURING	POWER	WATER / SEWER / WASTE	INDUS. / PETROLEUM	TRANSPORTATION	HAZARDOUS WASTE	TELECOM.	% CM-AT-RISK
			TOTAL	INT'L										
1	1	BECHTEL, San Francisco, Calif.†	19,714.0	12,500.0	16,253.0	0	0	19	0	54	19	5	1	54
2	2	FLUOR CORP., Irving, Texas†	17,194.4	11,565.6	27,363.0	12	0	11	0	55	15	4	2	21
3	4	KIEWIT CORP., Omaha, Neb.†	8,206.6	2,222.9	8,296.6	7	0	20	14	21	34	0	0	10
4	3	KBR, Houston, Texas†	7,648.1	5,863.5	7,232.0	30	2	11	3	44	9	0	0	7
5	5	THE TURNER CORP., New York, N.Y.†	7,579.9	24.8	8,512.6	79	3	0	0	4	8	0	6	87
6	8	PCL CONSTRUCTION ENTERPRISES INC., Denver, Colo.†	4,984.9	3,465.5	5,026.4	56	1	4	6	22	11	1	0	39
7	13	THE SHAW GROUP INC., Baton Rouge, La.	4,966.0	472.0	3,267.7	0	0	51	3	15	10	19	0	4
8	6	SKANSKA USA, New York, N.Y.†	4,763.8	71.0	4,537.5	49	7	2	13	3	21	0	4	44
9	11	CLARK GROUP, Bethesda, Md.†	4,536.8	4.1	3,036.0	83	0	0	0	0	12	0	0	53
10	7	JACOBS, Pasadena, Calif.	4,120.7	1,243.9	7,900.0	3	5	2	0	86	1	3	0	0
11	10	FOSTER WHEELER AG, Clinton, N.J.†	4,067.7	3,471.7	4,105.8	0	0	18	0	81	0	0	0	0
12	17	THE WALSH GROUP LTD., Chicago, Ill.†	3,448.5	25.0	4,490.0	30	0	4	19	0	47	0	0	11
13	14	BALFOUR BEATTY US, Dallas, Texas†	3,436.2	0.0	4,744.1	80	0	2	4	0	11	0	4	64
14	16	THE WHITING-TURNER CONTRACTING CO., Baltimore, Md.	3,232.0	0.0	3,500.0	86	2	1	1	2	3	0	5	60
15	9	TUTOR PERINI CORP., Sylmar, Calif.†	3,195.5	170.2	3,249.7	78	0	0	1	1	21	0	0	92
16	15	CB&I, The Woodlands, Texas†	3,041.4	2,219.6	3,361.1	0	0	3	6	91	0	0	0	0
17	19	GILBANE BUILDING CO., Providence, R.I.†	2,975.2	22.3	2,571.1	92	0	0	1	4	1	0	1	91
18	21	HENSEL PHELPS CONSTRUCTION CO., Greeley, Colo.	2,533.8	0.0	1,790.4	81	2	0	0	0	16	0	1	36
19	24	MORTENSON CONSTRUCTION, Minneapolis, Minn.	2,459.5	182.6	2,031.0	74	0	21	0	0	0	0	4	60
20	20	MCCARTHY HOLDINGS INC., St. Louis, Mo.†	2,448.0	0.0	2,900.0	83	0	2	6	1	8	0	0	28
21	18	LEND LEASE, New York, N.Y.†	2,434.7	13.0	1,770.2	95	0	0	0	5	0	0	0	66
22	22	STRUCTURE TONE, New York, N.Y.†	2,240.6	103.3	2,651.0	82	0	0	0	3	0	0	15	89
23	12	MCDERMOTT INTERNATIONAL INC., Houston, Texas	2,148.5	2,094.7	4,181.9	0	0	0	0	100	0	0	0	0
24	23	URS CORP., San Francisco, Calif.†	2,040.0	187.4	1,599.2	2	0	45	1	12	26	10	0	10
25	25	JE DUNN CONSTRUCTION GROUP, Kansas City, Mo.†	1,923.8	0.0	1,955.3	94	0	0	0	0	2	0	4	91
26	28	GRANITE CONSTRUCTION INC., Watsonville, Calif.†	1,763.0	0.0	2,025.0	1	0	0	1	0	76	0	0	0
27	26	HUNT CONSTRUCTION GROUP, Scottsdale, Ariz.	1,750.0	0.0	760.0	88	0	0	0	0	12	0	0	36
28	27	BRASFIELD & GORRIE LLC, Birmingham, Ala.	1,719.8	0.0	1,909.7	87	1	1	7	1	1	0	1	10
29	31	SUFFOLK CONSTRUCTION CO. INC., Boston, Mass.	1,670.0	0.0	1,024.0	100	0	0	0	0	0	0	0	100
30	30	TURNER INDUSTRIES GROUP LLC, Baton Rouge, La.†	1,612.4	51.1	214.0	0	0	3	0	95	0	2	0	0
31	37	HOLDER CONSTRUCTION CO., Atlanta, Ga.	1,611.0	5.0	1,636.0	26	0	0	0	0	5	0	69	99
32	29	AUSTIN INDUSTRIES, Dallas, Texas†	1,471.7	0.0	1,266.0	33	0	2	0	20	43	0	2	52
33	43	DPR CONSTRUCTION INC., Redwood City, Calif.	1,429.5	0.0	2,750.0	55	1	0	0	20	0	0	24	83
34	33	MANHATTAN CONSTRUCTION GROUP, Tulsa, Okla.†	1,350.4	0.0	1,124.1	84	0	0	0	0	16	0	0	48
35	44	DAY & ZIMMERMANN, Philadelphia, Pa.†	1,285.0	5.8	24.7	0	0	94	0	6	0	0	0	0
36	35	THE YATES COS. INC., Philadelphia, Miss.†	1,269.2	15.8	1,037.8	75	15	3	0	1	6	0	0	4
37	47	FLATIRON CONSTRUCTION CORP., Firestone, Colo.†	1,155.0	469.0	819.0	1	0	0	4	0	95	0	0	0
38	38	BARTON MALOW CO., Southfield, Mich.†	1,122.6	0.0	1,252.8	33	23	24	0	20	0	0	0	15
39	36	PARSONS, Pasadena, Calif.†	1,117.6	177.4	1,097.9	17	0	4	6	11	45	17	0	11
40	42	WILLBROS GROUP INC., Houston, Texas†	1,088.0	266.0	2,677.0	0	0	57	0	43	0	0	0	0
41	34	BLACK & VEATCH, Overland Park, Kan.†	1,087.9	465.0	968.9	0	0	46	33	0	0	0	21	0
42	32	ZACHRY HOLDINGS, San Antonio, Texas†	1,063.7	0.0	2,653.0	0	0	57	0	43	0	0	0	0
43	45	MICHELS CORP., Brownsville, Wis.†	1,056.3	47.7	1,056.3	0	4	18	10	54	8	0	7	0
44	101	PRIMORIS SERVICES CORP., Lake Forest, Calif.†	1,049.0	21.7	1,263.0	2	0	12	4	54	27	0	0	0
45	54	SUNDT CONSTRUCTION INC., Tempe, Ariz.	1,034.0	0.0	889.7	80	0	3	7	0	9	0	1	42
46	39	FLINTCO LLC, Tulsa, Okla.	1,002.0	0.0	1,063.5	100	0	0	0	0	0	0	0	79
47	50	WALBRIDGE, Detroit, Mich.†	1,001.5	65.0	1,473.0	54	29	3	3	8	3	0	0	31
48	57	LAYNE CHRISTENSEN CO., Mission Woods, Kan.†	982.1	166.8	1,013.1	0	0	0	71	0	0	1	0	0
49	40	SWINERTON INC., San Francisco, Calif.†	981.5	0.0	1,466.2	86	0	7	0	0	3	0	3	45
50	52	THE LANE CONSTRUCTION CORP., Cheshire, Conn.†	914.0	0.0	1,330.2	0	0	0	0	0	100	0	0	0

RANK 2011	RANK 2010	FIRM	2010 REVENUE		2010 NEW CONTRACTS	GENERAL BUILDING	MANUFACTURING	POWER	WATER / SEWER / WASTE	INDUS. / PETROLEUM	TRANSPORTATION	HAZARDOUS WASTE	TELECOM.	% CM-AT-RISK
			TOTAL	INT'L										
51	46	PEPPER CONSTRUCTION GROUP, Chicago, Ill.†	908.9	0.0	1,192.0	88	0	0	11	0	0	0	0	66
52	60	CLAYCO INC., St. Louis, Mo.†	880.0	0.0	800.0	100	0	0	0	0	0	0	0	0
53	41	THE WEITZ CO., Des Moines, Iowa†	835.2	6.7	931.1	94	1	0	0	5	0	0	0	2
54	51	VALLEYCREST LANDSCAPE COS., Calabasas, Calif.†	835.0	0.0	NA	100	0	0	0	0	0	0	0	0
55	48	CH2M HILL, Englewood, Colo.†	804.3	320.6	1,311.5	15	4	31	9	30	0	12	0	0
56	49	HOFFMAN CORP., Portland, Ore.†	787.6	0.0	NA	75	10	0	7	1	6	0	2	90
57	69	THE KOKOSING GROUP, Fredericktown, Ohio†	778.6	0.0	821.6	12	0	0	17	13	49	0	1	12
58	55	ALBERICI CORP., St. Louis, Mo.†	759.6	128.6	804.2	10	11	8	53	15	2	0	0	50
59	95	BURNS & MCDONNELL, Kansas City, Mo.	742.2	15.0	NA	0	12	48	3	33	4	0	0	0
60	64	DUKE CONSTRUCTION, Indianapolis, Ind.	740.3	0.0	343.9	96	1	0	0	0	3	0	0	65
61	58	WEBCOR BUILDERS, San Francisco, Calif.	711.2	0.0	2,147.9	91	0	0	0	0	9	0	0	73
62	76	ADOLFSON & PETERSON CONSTRUCTION, Minneapolis, Minn.†	691.0	0.0	591.0	98	0	0	2	0	0	0	0	60
63	59	HITT CONTRACTING INC., Falls Church, Va.	687.0	0.0	876.0	79	0	0	0	0	0	0	21	40
64	63	LAYTON CONSTRUCTION CO. INC., Sandy, Utah	686.4	0.0	504.0	95	3	0	1	0	0	0	0	90
65	67	AMES CONSTRUCTION INC., Burnsville, Minn.	685.4	0.0	1,240.7	0	0	5	16	0	65	0	0	2
66	75	PERFORMANCE CONTRACTORS INC., Baton Rouge, La.	663.0	0.0	580.0	0	0	2	0	98	0	0	0	0
67	74	B.L. HARBERT INTERNATIONAL LLC, Birmingham, Ala.	657.1	399.2	1,095.8	97	0	0	3	0	0	0	0	0
68	66	ROBINS & MORTON, Birmingham, Ala.	646.0	0.0	639.0	100	0	0	0	0	0	0	0	87
69	87	INSITUFORM TECHNOLOGIES INC., Chesterfield, Mo.†	644.1	212.7	858.0	0	0	0	69	31	0	0	0	0
70	61	DAVID E. HARVEY BUILDERS INC., Houston, Texas	636.0	0.0	590.0	100	0	0	0	0	0	0	0	85
71	**	LAKESHORE TOLTEST CORP., Detroit, Mich.†	621.6	221.2	563.4	65	0	0	1	0	26	4	0	23
72	**	RYAN COS. US INC., Minneapolis, Minn.†	618.0	0.0	960.0	95	0	4	0	0	0	0	1	42
73	106	GREAT LAKES DREDGE & DOCK CORP. LLC, Oak Brook, Ill.	609.0	82.9	NA	0	0	0	0	0	100	0	0	0
74	85	SELLEN CONSTRUCTION CO. INC., Seattle, Wash.	603.0	0.0	214.0	100	0	0	0	0	0	0	0	0
75	99	WEBBER LLC, Houston, Texas†	599.2	0.0	1,129.3	0	0	0	0	0	100	0	0	0
76	82	AMERICAN BRIDGE CO. INC., Coraopolis, Pa.†	595.1	37.4	493.1	0	0	0	0	0	100	0	0	0
77	**	OHL USA INC., Miami, Fla.†	594.2	0.0	384.0	15	0	0	0	0	83	0	0	0
78	56	OKLAND CONSTRUCTION CO. INC., Salt Lake City, Utah†	578.6	0.0	539.6	82	2	1	0	0	11	0	4	72
79	125	CONTRACT INTERNATIONAL INC., McLean, Va.†	561.7	561.7	391.0	100	0	0	0	0	0	0	0	0
80	77	SHAWMUT DESIGN AND CONSTRUCTION, Boston, Mass.	558.1	0.2	475.7	100	0	0	0	0	0	0	0	0
81	100	CORE CONSTRUCTION GROUP, Phoenix, Ariz.†	551.8	0.0	475.0	90	1	1	1	0	7	0	0	53
82	71	MATRIX SERVICE CO., Tulsa, Okla.†	550.8	33.3	530.2	0	2	22	0	74	0	0	0	0
83	53	HUNT BUILDING CO. LTD., El Paso, Texas	549.0	0.0	6.0	100	0	0	0	0	0	0	0	0
84	81	KENNY CONSTRUCTION, Northbrook, Ill.†	545.0	0.0	331.7	1	0	72	25	0	2	0	0	73
85	83	PJ DICK-TRUMBULL-LINDY PAVING, Pittsburgh, Pa.	540.0	0.0	606.0	44	0	0	0	0	53	0	0	25
86	89	WEEKS MARINE INC., Cranford, N.J.†	540.0	0.0	540.0	0	0	0	0	0	100	0	0	0
87	62	HUNTER ROBERTS CONSTRUCTION GROUP, New York, N.Y.	536.5	0.0	551.0	100	0	0	0	0	0	0	0	88
88	70	CADDELL CONSTRUCTION CO. INC., Montgomery, Ala.	536.3	120.5	783.1	96	0	2	0	0	2	0	0	0
89	93	THE BOLDT CO., Appleton, Wis.	535.1	0.0	461.3	65	2	29	1	3	0	0	0	49
90	163	TRAYLOR BROS. INC., Evansville, Ind.	524.3	0.0	164.6	0	0	2	56	0	42	0	0	0
91	103	LECHASE CONSTRUCTION SERVICES LLC, Rochester, N.Y.	523.0	0.0	1,300.0	93	0	2	0	3	0	0	3	69
92	68	POWER CONSTRUCTION CO. LLC, Schaumburg, Ill.†	518.3	0.0	330.4	100	0	0	0	0	0	0	0	98
93	84	F.H. PASCHEN, S.N. NIELSEN, Chicago, Ill.	518.2	0.0	776.2	45	0	0	25	0	30	0	0	0
94	112	MIRON CONSTRUCTION CO. INC., Neenah, Wis.	517.9	0.0	500.0	62	14	3	10	11	0	0	0	19
95	78	HOWARD S. WRIGHT, Portland, Ore.†	515.6	0.0	1,176.0	100	0	0	0	0	0	0	0	0
96	**	ZACHRY CONSTRUCTION CORP., San Antonio, Texas	513.9	0.0	231.9	19	0	0	3	0	77	0	2	0
97	73	MESSER CONSTRUCTION CO., Cincinnati, Ohio	513.3	0.0	674.4	86	0	0	1	4	8	0	2	58
98	94	CHANEN CONSTRUCTION CO. INC., Phoenix, Ariz.	501.0	0.0	501.0	100	0	0	0	0	0	0	0	100
99	**	ECC, Burlingame, Calif.†	495.5	297.9	469.0	60	0	3	10	0	13	13	0	54
100	151	DEVCON CONSTRUCTION INC., Milpitas, Calif.	495.0	0.0	525.0	90	10	0	0	0	0	0	0	0

RANK 2011	RANK 2010	FIRM	2010 REVENUE		2010 NEW CONTRACTS	GENERAL BUILDING	MANUFACTURING	POWER	WATER / SEWER / WASTE	INDUS. / PETROLEUM	TRANSPORTATION	HAZARDOUS WASTE	TELECOM.	% CM-AT-RISK
			TOTAL	INT'L										
101	140	W.M. JORDAN CO. INC., Newport News, Va.†	486.0	0.0	456.0	100	0	0	0	0	0	0	0	53
102	143	STELLAR, Jacksonville, Fla.	484.5	41.5	444.9	16	0	13	0	71	0	0	0	0
103	171	STACY AND WITBECK INC., Alameda, Calif.	470.7	0.0	381.0	0	0	0	0	0	100	0	0	0
104	105	BERNARDS, San Fernando, Calif.	467.3	0.0	795.8	100	0	0	0	0	0	0	0	44
105	107	SATTERFIELD & PONTIKES CONSTRUCTION INC., Houston, Texas†	461.0	0.0	549.0	97	0	0	0	0	3	0	0	0
106	91	STERLING CONSTRUCTION CO. INC., Houston, Texas†	460.0	0.0	475.0	0	0	0	5	0	94	0	0	13
107	138	RAILWORKS CORP., New York, N.Y.†	454.0	83.0	641.0	0	0	0	0	0	100	0	0	0
108	145	HERZOG CONTRACTING CORP., St. Joseph, Mo.†	451.1	0.0	247.0	0	0	0	1	0	99	0	0	0
109	214	CONSIGLI CONSTRUCTION CO. INC., Milford, Mass.	449.2	0.0	407.0	100	0	0	0	0	0	0	0	70
110	118	HASKELL, Jacksonville, Fla.†	442.7	26.9	NA	36	29	0	11	23	1	0	0	11
111	65	PLAZA CONSTRUCTION CORP., New York, N.Y.†	435.0	0.0	414.0	100	0	0	0	0	0	0	0	75
112	121	NABHOLZ CONSTRUCTION CORP., Conway, Ark.	433.1	0.0	416.6	73	6	0	0	3	0	0	18	60
113	193	THE JUDLAU COS., College Point, N.Y.†	432.1	0.0	154.7	2	0	0	1	0	92	1	0	3
114	176	HAWAIIAN DREDGING CONSTRUCTION CO. INC., Honolulu, Hawaii	432.1	0.0	445.4	75	0	0	4	4	12	0	0	0
115	126	JINGOLI - DCO, Lawrenceville, N.J.†	430.6	4.0	564.0	2	0	83	1	0	0	0	14	29
116	168	CHOATE CONSTRUCTION CO., Atlanta, Ga.	429.8	0.0	521.8	78	4	0	7	12	0	0	0	86
117	115	SPAWGLASS HOLDING LP, Selma, Texas†	427.5	0.0	459.0	94	0	0	0	0	6	0	0	73
118	139	KAISER FOUNDATION HEALTH PLAN INC., Anaheim, Calif.	425.2	0.0	425.2	100	0	0	0	0	0	0	0	0
119	97	CROSSLAND CONSTRUCTION CO., Columbus, Kan.†	424.8	0.0	291.5	75	5	0	16	1	2	0	0	14
120	167	AMERICAN INFRASTRUCTURE, Worcester, Pa.†	424.2	0.0	388.7	0	0	0	22	0	78	0	0	0
121	108	O'NEIL INDUSTRIES INC., Chicago, Ill.†	419.8	0.0	383.4	83	5	0	0	0	11	0	1	54
122	80	THE BECK GROUP, Dallas, Texas†	419.0	13.6	530.4	77	0	0	0	0	0	0	23	67
123	88	C.W. DRIVER, Pasadena, Calif.†	415.6	11.8	418.0	100	0	0	0	0	0	0	0	55
124	161	MCGOUGH CONSTRUCTION, St. Paul, Minn.†	415.0	0.0	351.5	96	0	0	0	0	0	0	4	69
125	116	WILLIAMS BROTHERS CONSTRUCTION CO. INC., Houston, Texas	415.0	0.0	415.0	0	0	0	0	0	100	0	0	0
126	104	HATHAWAY DINWIDDIE CONSTRUCTION, San Francisco, Calif.	405.4	0.0	378.6	100	0	0	0	0	0	0	0	1
127	79	O & G INDUSTRIES INC., Torrington, Conn.	405.4	0.0	57.7	19	2	50	0	0	29	0	0	10
128	110	KRAUS-ANDERSON CONSTRUCTION CO., Minneapolis, Minn.	404.0	0.0	721.0	100	0	0	0	0	0	0	0	99
129	136	KINSLEY CONSTRUCTION INC., York, Pa.†	400.9	0.0	450.0	66	6	0	6	1	17	0	0	28
130	164	MANSON CONSTRUCTION CO., Seattle, Wash.†	400.0	0.0	NA	0	0	0	0	0	100	0	0	0
131	102	VCC LLC, Irving, Texas	400.0	0.0	450.0	100	0	0	0	0	0	0	0	0
132	124	JACOBSEN CONSTRUCTION CO. INC., Salt Lake City, Utah†	398.4	0.0	163.0	100	0	0	0	0	0	0	0	99
133	114	JAMES G. DAVIS CONSTRUCTION CORP., Rockville, Md.	393.7	0.0	576.0	100	0	0	0	0	0	0	0	62
134	128	F.A. WILHELM CONSTRUCTION CO. INC., Indianapolis, Ind.†	391.0	0.0	300.0	47	1	16	2	34	0	0	0	84
135	120	BARTLETT COCKE GENERAL CONTRACTORS, San Antonio, Texas	382.9	0.0	191.5	98	0	0	0	2	0	0	0	83
136	155	HOAR CONSTRUCTION LLC, Birmingham, Ala.	382.6	0.0	625.2	90	0	10	0	0	0	0	0	93
137	174	WILLIAMS INDUSTRIAL SERVICES GROUP LLC, Tucker, Ga.†	378.0	0.0	23.0	0	0	91	0	2	0	8	0	0
138	169	THE CIAMBRO COS., Pittsfield, Maine†	375.7	0.0	682.1	13	0	20	2	28	31	0	0	10
139	147	BOH BROS. CONSTRUCTION CO. LLC, New Orleans, La.	374.0	0.0	346.0	9	0	0	5	16	49	0	0	0
140	117	THE MCSHANE COS., Rosemont, Ill.†	370.2	0.0	413.1	100	0	0	0	0	0	0	0	39
141	158	EMJ CORP., Chattanooga, Tenn.†	366.2	6.4	273.6	79	12	4	0	5	0	0	0	96
142	133	THE HUBBARD GROUP, Winter Park, Fla.†	363.1	0.0	417.7	0	0	0	0	0	100	0	0	0
143	166	LUNDA CONSTRUCTION CO., Black River Falls, Wis.	360.0	0.0	NA	0	0	0	2	20	78	0	0	0
144	218	S&B ENGINEERS AND CONSTRUCTORS LTD., Houston, Texas†	359.9	0.0	655.0	0	0	0	0	100	0	0	0	0
145	241	HARPER CONSTRUCTION CO. INC., San Diego, Calif.	359.8	0.0	153.6	100	0	0	0	0	0	0	0	0
146	98	BARNHILL CONTRACTING CO., Tarboro, N.C.	357.7	0.0	281.0	35	0	0	0	0	65	0	0	23
147	86	DIMEO CONSTRUCTION CO., Providence, R.I.†	356.1	0.0	521.0	100	0	0	0	0	0	0	0	97
148	131	AMEC, Tucker, Ga.†	355.1	164.1	NA	40	0	22	1	19	5	0	0	0
149	144	CIVES STEEL CO., Roswell, Ga.	355.0	0.0	380.0	42	21	23	0	7	7	0	0	0
150	137	NEW ENTERPRISE STONE & LIME CO. INC., New Enterprise, Pa.†	353.8	0.0	313.7	2	0	0	0	1	96	0	0	0

SHAW GROUP was the only firm among the 10 largest contractors on the Top 400 to increase contracting revenue from 2009 to 2010.

RANK 2011	RANK 2010	FIRM	2010 REVENUE		2010 NEW CONTRACTS	GENERAL BUILDING	MANUFACTURING	POWER	WATER / SEWER / WASTE	INDUS. / PETROLEUM	TRANSPORTATION	HAZARDOUS WASTE	TELECOM.	% CM-AT-RISK
			TOTAL	INT'L										
151	209	ORION MARINE GROUP INC., Houston, Texas†	353.1	19.0	353.1	0	0	0	0	100	0	0	0	0
152	192	FORRESTER CONSTRUCTION CO., Rockville, Md.	353.0	0.0	400.0	100	0	0	0	0	0	0	0	56
153	179	SAUNDERS CONSTRUCTION INC., Centennial, Colo.†	349.2	0.0	114.1	91	0	0	0	0	0	0	9	0
154	150	PIZZAGALLI CONSTRUCTION CO., S. Burlington, Vt.	349.1	0.0	320.2	25	10	3	62	0	0	0	0	46
155	**	HBE CORP., St. Louis, Mo.	348.0	0.0	NA	100	0	0	0	0	0	0	0	0
156	142	TELLEPSEN, Houston, Texas†	347.9	0.0	276.2	100	0	0	0	0	0	0	0	100
157	**	TEICHERT CONSTRUCTION, Sacramento, Calif.†	345.8	0.0	416.0	14	0	0	11	0	75	0	0	0
158	201	HARDIN CONSTRUCTION CO. LLC, Atlanta, Ga.	345.7	0.0	480.1	94	0	0	0	0	6	0	0	75
159	146	GRAYCOR, Homewood, Ill.†	344.1	2.3	384.4	10	10	25	0	26	0	0	0	20
160	257	SEVENSON ENVIRONMENTAL SERVICES, Niagara Falls, N.Y.†	342.9	5.9	304.6	0	0	0	4	0	0	96	0	0
161	111	FAGEN INC., Granite Falls, Minn.†	337.5	4.2	575.9	0	3	66	0	30	0	0	0	0
162	134	RODGERS BUILDERS INC., Charlotte, N.C.†	335.3	0.0	NA	100	0	0	0	0	0	0	0	79
163	141	CLANCY & THEYS CONSTRUCTION CO., Raleigh, N.C.	334.7	0.0	175.0	94	1	0	0	0	5	0	0	75
164	173	THE CHRISTMAN CO., Lansing, Mich.†	333.8	0.0	120.0	90	0	2	0	0	0	0	7	83
165	240	CDM, Cambridge, Mass.†	330.0	29.0	418.0	12	1	7	61	9	0	9	0	8
166	135	CCC GROUP INC., San Antonio, Texas	328.6	31.7	225.2	6	0	24	0	49	4	0	0	0
167	154	FRU-CON HOLDING CORP., Woodbridge, Va.†	328.2	0.0	368.4	77	0	0	20	0	2	0	0	100
168	92	DCK WORLDWIDE LLC, Pittsburgh, Pa.†	328.0	107.0	320.0	80	0	0	1	4	15	0	0	0
169	153	BBL CONSTRUCTION SERVICES LLC, Albany, N.Y.	324.3	0.0	290.2	100	0	0	0	0	0	0	0	36
170	185	ANDERSON COLUMBIA CO. INC., Lake City, Fla.†	322.0	0.0	321.0	0	35	0	0	0	65	0	0	0
171	187	GRUNLEY CONSTRUCTION CO. INC., Rockville, Md.	321.0	0.0	317.0	97	0	0	0	0	0	0	0	7
172	**	ENGLOBAL, Houston, Texas†	320.0	25.0	25.0	0	36	2	0	63	0	0	0	0
173	202	INDUSTRIAL CONTRACTORS INC., Evansville, Ind.†	318.9	0.7	224.0	9	5	53	0	32	0	0	1	0
174	208	J. FLETCHER CREAMER & SON INC., Hackensack, N.J.†	318.1	0.0	298.5	1	0	16	24	6	32	12	10	0
175	231	DANIS BUILDING CONSTRUCTION CO., Miamisburg, Ohio†	318.0	0.0	NA	99	0	0	1	0	0	0	0	35
176	191	GARNEY HOLDING CO., Kansas City, Mo.†	317.9	0.0	370.1	0	0	0	100	0	0	0	0	9
177	177	VECELLIO GROUP INC., West Palm Beach, Fla.†	317.5	19.1	260.0	0	0	0	0	0	100	0	0	0
178	244	SHIMMICK CONSTRUCTION CO. INC., Oakland, Calif.†	313.2	0.0	334.7	0	0	0	60	0	40	0	0	0
179	189	TORCON INC., Red Bank, N.J.	313.0	17.0	368.0	40	0	0	0	60	0	0	0	79
180	**	LAS VEGAS PAVING CORP., Las Vegas, Nev.	306.0	0.0	216.0	0	0	0	0	0	100	0	0	10
181	**	ANDRES CONSTRUCTION SERVICES, Dallas, Texas†	304.5	0.0	133.3	100	0	0	0	0	0	0	0	100
182	123	GRAY CONSTRUCTION, Lexington, Ky.†	303.7	0.0	301.0	50	35	0	0	15	0	0	0	31
183	196	SHIEL SEXTON CO. INC., Indianapolis, Ind.	295.0	0.0	516.0	83	17	0	0	0	0	0	0	85
184	211	LPCIMINELLI INC., Buffalo, N.Y.†	294.3	0.2	178.5	97	1	0	2	0	1	0	0	79
185	119	S.J. AMOROSO CONSTRUCTION CO. INC., Redwood Shores, Calif.	293.5	0.0	NA	86	0	0	12	0	2	0	0	0
186	223	CONTI GROUP, Edison, N.J.†	293.3	0.0	275.3	1	0	17	17	0	42	23	0	0
187	96	KITCHELL CORP., Phoenix, Ariz.†	292.3	0.0	575.1	99	0	0	0	0	0	1	0	100
188	200	KNUTSON CONSTRUCTION SERVICES, Minneapolis, Minn.†	292.0	2.0	250.0	62	0	5	21	13	0	0	0	51
189	165	LEE LEWIS CONSTRUCTION INC., Lubbock, Texas	291.0	0.0	352.0	100	0	0	0	0	0	0	0	93
190	157	TAGGART GLOBAL, Canonsburg, Pa.	291.0	91.0	255.0	0	0	14	0	0	0	0	0	0
191	237	J.F. WHITE CONTRACTING CO., Framingham, Mass.†	291.0	0.0	140.0	6	0	1	24	0	69	0	0	98
192	188	WESTON SOLUTIONS INC., West Chester, Pa.†	288.1	22.6	288.0	39	0	0	27	0	0	34	0	18
193	183	ANDERSON COS., Gulfport, Miss.†	286.0	0.0	413.0	91	1	0	3	1	0	0	0	0
194	132	WALSH BROTHERS INC., Boston, Mass.	282.0	0.0	352.0	100	0	0	0	0	0	0	0	100
195	235	ODEBRECHT CONSTRUCTION INC., Coral Gables, Fla.	279.6	0.0	160.6	0	0	0	0	0	100	0	0	0
196	255	SHOOK NATIONAL CORP., Dayton, Ohio†	278.3	0.0	128.9	53	0	7	25	0	0	0	14	16
197	280	ANDERSEN CONSTRUCTION CO., Portland, Ore.	275.0	0.0	250.0	100	0	0	0	0	0	0	0	0
198	**	WOODWARD DESIGN+BUILD, New Orleans, La.†	275.0	0.0	163.0	99	1	0	0	0	0	0	0	27
199	205	KEY CONSTRUCTION INC., Wichita, Kan.	272.0	0.0	272.0	100	0	0	0	0	0	0	0	15
200	122	LINBECK GROUP LLC, Houston, Texas	270.0	0.0	352.0	93	7	0	0	0	0	0	0	79

RANK 2011	RANK 2010	FIRM	2010 REVENUE		2010 NEW CONTRACTS	GENERAL BUILDING	MANUFACTURING	POWER	WATER / SEWER / WASTE	INDUS. / PETROLEUM	TRANSPORTATION	HAZARDOUS WASTE	TELECOM.	% CM-AT-RISK
			TOTAL	INT'L										
201	186	FCI CONSTRUCTORS INC., Grand Junction, Colo.†	269.5	0.0	250.7	100	0	0	0	0	0	0	0	61
202	190	CLYDE COS. INC., Orem, Utah†	267.8	0.0	195.9	4	0	0	14	0	79	0	0	6
203	230	THE KORTE CO., Highland, Ill.	266.5	0.0	246.4	100	0	0	0	0	0	0	0	6
204	113	BIG-D CONSTRUCTION CORP., Salt Lake City, Utah†	260.0	0.0	700.5	77	14	0	0	9	0	0	0	46
205	210	WHARTON-SMITH INC., Lake Monroe, Fla.†	259.8	5.1	219.3	24	0	0	76	0	0	0	0	26
206	159	THE PENTA BUILDING GROUP, Las Vegas, Nev.	257.8	0.0	56.9	100	0	0	0	0	0	0	0	91
207	213	GRAHAM GROUP US, Seattle, Wash.†	255.0	0.0	293.0	60	0	1	17	0	22	0	0	3
208	258	E.W. HOWELL CO. LLC, Plainview, N.Y.	253.4	0.0	147.7	97	0	0	0	0	3	0	0	19
209	283	ENGINEERED STRUCTURES INC. (ESI), Boise, Idaho	252.0	0.0	240.0	98	1	0	1	0	0	0	0	0
210	265	THE PIKE CO. INC., Rochester, N.Y.	252.0	0.0	300.0	94	0	2	2	0	1	0	0	46
211	**	SIGAL CONSTRUCTION CORP., Arlington, Va.	252.0	0.0	225.0	100	0	0	0	0	0	0	0	0
212	149	S. M. WILSON & CO., St. Louis, Mo.†	251.2	0.0	303.3	84	0	0	0	12	0	0	4	66
213	195	GE JOHNSON CONSTRUCTION CO., Colorado Springs, Colo.	251.0	0.0	330.0	100	0	0	0	0	0	0	0	91
214	226	CARDI CORP., Warwick, R.I.	250.0	0.0	50.0	0	0	0	0	0	100	0	0	0
215	90	JAMES MCHUGH CONSTRUCTION CO., Chicago, Ill.	249.9	0.0	228.9	44	0	0	16	0	40	0	0	0
216	203	SHELCO INC., Charlotte, N.C.	248.9	0.0	170.4	100	0	0	0	0	0	0	0	0
217	156	CAJUN INDUSTRIES LLC, Baton Rouge, La.†	248.8	0.0	454.1	0	0	2	57	41	0	0	0	0
218	212	MASCARO CONSTRUCTION CO. LP, Pittsburgh, Pa.†	244.7	0.0	179.5	72	0	3	0	3	22	0	0	41
219	299	COAKLEY & WILLIAMS CONSTRUCTION INC., Gaithersburg, Md.	244.0	0.0	195.2	100	0	0	0	0	0	0	0	0
220	250	THE RUDOLPH/LIBBE COS. INC., Walbridge, Ohio†	243.1	0.0	575.4	30	10	8	0	33	13	0	0	15
221	268	C D SMITH CONSTRUCTION, Fond du Lac, Wis.	241.8	0.0	205.0	81	0	0	19	0	0	0	0	0
222	242	LEOPARDO COS. INC., Hoffman Estates, Ill.	235.7	0.0	107.4	100	0	0	0	0	0	0	0	53
223	181	WILLIAM CHARLES CONSTRUCTION LLC, Loves Park, Ill.†	234.8	0.0	198.7	16	0	2	0	0	82	0	0	0
224	246	BNBUILDERS INC., Seattle, Wash.	233.8	0.0	122.0	100	0	0	0	0	0	0	0	68
225	170	THE LAUREN CORP., Abilene, Texas†	231.1	92.3	116.8	0	0	57	0	17	0	0	10	0
226	247	J.H. FINDORFF & SON INC., Madison, Wis.	230.0	0.0	165.0	95	4	0	0	0	1	0	0	67
227	**	FTR INTERNATIONAL INC., Irvine, Calif.	230.0	0.0	150.0	87	0	0	0	0	13	0	0	0
228	288	H&M CO. INC., Jackson, Tenn.†	230.0	0.0	475.0	61	9	0	0	30	0	0	0	0
229	217	J.P. CULLEN & SONS INC., Janesville, Wis.	228.1	0.0	236.8	96	4	0	0	0	0	0	0	49
230	239	THE BRANCH GROUP INC., Roanoke, Va.†	228.0	0.0	179.2	43	0	0	0	0	46	0	0	5
231	282	J.J. WHITE INC., Philadelphia, Pa.†	226.0	0.0	45.0	15	7	22	5	44	2	0	4	7
232	162	BOWEN ENGINEERING CORP., Indianapolis, Ind.	225.0	0.0	NA	0	0	2	57	41	0	0	0	0
233	160	LEASE CRUTCHER LEWIS, Seattle, Wash.	225.0	0.0	315.0	98	2	0	0	0	0	0	0	0
234	369	COMMERCIAL CONTRACTING GROUP, Auburn Hills, Mich.†	224.5	11.5	NA	11	58	3	5	12	11	0	0	0
235	**	CR MEYER, Oshkosh, Wis.	221.4	0.0	NA	0	0	0	0	100	0	0	0	0
236	262	ABSHER CONSTRUCTION CO., Puyallup, Wash.†	218.4	0.0	90.5	100	0	0	0	0	0	0	0	68
237	249	MWH GLOBAL, Broomfield, Colo.†	216.0	22.6	1,340.0	10	0	0	90	0	0	0	0	0
238	198	COASTAL CONSTRUCTION GROUP, Miami, Fla.†	213.7	0.0	109.3	100	0	0	0	0	0	0	0	88
239	297	CLARKSON CONSTRUCTION CO., Kansas City, Mo.†	213.0	0.0	127.0	0	0	0	0	0	100	0	0	0
240	**	ASRC ENERGY SERVICES, Anchorage, Alaska†	211.3	0.0	75.0	0	0	0	0	100	0	0	0	95
241	380	BALDWIN & SHELL CONSTRUCTION CO., Little Rock, Ark.	211.1	0.0	120.3	100	0	0	0	0	0	0	0	93
242	216	THE BETTE COS., Latham, N.Y.†	211.0	0.0	110.0	94	0	6	0	0	0	0	0	63
243	293	R&O CONSTRUCTION, Ogden, Utah	211.0	0.0	341.8	93	0	0	0	2	5	0	0	30
244	312	SEMA CONSTRUCTION INC., Centennial, Colo.†	210.5	0.0	174.2	0	0	0	9	0	91	0	0	0
245	340	BMW GROUP INC., Indianapolis, Ind.†	210.0	0.0	100.0	3	6	20	0	72	0	0	0	9
246	281	BULLEY & ANDREWS LLC, Chicago, Ill.†	210.0	0.0	216.5	98	2	0	0	0	0	0	0	17
247	252	HARKINS BUILDERS INC., Marriottsville, Md.	210.0	0.0	244.0	100	0	0	0	0	0	0	0	52
248	306	J.E. KINGHAM CONSTRUCTION COS., Nacogdoches, Texas†	210.0	0.0	210.0	88	12	0	0	0	0	0	0	71
249	316	GH PHIPPS CONSTRUCTION COS., Greenwood Village, Colo.	207.4	0.0	300.0	99	0	0	0	0	0	0	1	90
250	215	IHC CONSTRUCTION COS. LLC, Elgin, Ill.	206.8	0.0	146.0	52	0	0	35	0	1	0	12	39

GILBANE BUILDING CO. acquired Sarasota, Fla.-based contractor W.G. Mills on Dec. 1, 2010. Mills was No. 224 on last year's Top 400 list.

RANK 2011	RANK 2010	FIRM	2010 REVENUE		2010 NEW CONTRACTS	GENERAL BUILDING	MANUFACTURING	POWER	WATER / SEWER / WASTE	INDUS. / PETROLEUM	TRANSPORTATION	HAZARDOUS WASTE	TELECOM.	% CM-AT-RISK
			TOTAL	INT'L										
251	261	SUPERIOR CONSTRUCTION CO. INC. , Gary, Ind.†	206.5	0.0	225.0	0	0	0	1	64	35	0	0	0
252	197	LYDIG CONSTRUCTION INC. , Spokane Valley, Wash.	206.0	0.0	325.7	92	0	0	8	0	0	0	0	24
253	**	ARISTEO CONSTRUCTION CO. , Livonia, Mich.†	206.0	8.0	243.5	4	50	31	0	16	0	0	0	11
254	**	DONLEY'S INC. , Cleveland, Ohio†	205.7	0.0	79.3	94	1	0	0	3	2	0	0	55
255	294	RIVER CITY CONSTRUCTION LLC , E. Peoria, Ill.	205.6	0.0	207.7	57	9	0	33	0	0	0	0	25
256	175	THE JAYNES COS. , Albuquerque, N.M.†	202.4	0.0	159.3	100	0	0	0	0	0	0	0	71
257	206	ROEBBELEN , El Dorado Hills, Calif.†	202.1	0.0	77.5	58	0	0	0	0	0	0	42	0
258	287	PARIC CORP. , O'Fallon, Mo.	202.0	0.0	488.8	89	8	0	3	0	0	0	0	89
259	194	DEMATTEIS ORGANIZATIONS , Elmont, N.Y.	201.4	0.0	194.8	100	0	0	0	0	0	0	0	11
260	222	CG SCHMIDT INC. , Milwaukee, Wis.	201.0	0.0	119.0	61	0	0	0	1	0	0	0	83
261	228	C. OVERAA & CO. , Richmond, Calif.	200.1	0.0	148.2	43	0	7	44	4	2	0	0	0
262	273	TERMINAL CONSTRUCTION CORP. , Wood-Ridge, N.J.	200.0	0.0	150.0	75	0	0	0	0	25	0	0	0
263	310	CORMAN CONSTRUCTION INC. , Annapolis Junction, Md.†	199.4	0.0	106.4	0	0	0	6	0	94	0	0	0
264	220	CF JORDAN CONSTRUCTION LLC , El Paso, Texas†	199.4	0.0	273.7	92	0	1	2	0	5	0	0	4
265	308	MARTIN-HARRIS CONSTRUCTION , Las Vegas, Nev.†	198.3	0.0	180.2	90	0	5	0	0	0	0	5	6
266	313	CLARK CONSTRUCTION , Lansing, Mich.	197.1	0.0	205.9	97	0	0	0	2	0	0	0	59
267	199	RENTENBACH CONSTRUCTORS INC. , Knoxville, Tenn.	197.0	0.0	130.0	95	5	0	0	0	0	0	0	61
268	182	GLY CONSTRUCTION INC. , Bellevue, Wash.	196.9	0.0	157.7	100	0	0	0	0	0	0	0	100
269	**	SOLTEK PACIFIC CONSTRUCTION CO. , San Diego, Calif.	196.0	0.0	187.0	100	0	0	0	0	0	0	0	1
270	267	DOSTER CONSTRUCTION CO. INC. , Birmingham, Ala.	192.7	0.0	260.3	84	8	0	0	8	0	0	0	28
271	**	INGENIUM INTERNATIONAL INC. , Detroit, Mich.†	192.0	192.0	NA	80	0	0	1	0	18	0	1	0
272	400	CONTINENTAL BUILDING SYSTEMS , Columbus, Ohio	192.0	0.0	189.8	100	0	0	0	0	0	0	0	0
273	350	KLINGER COS. INC. , Sioux City, Iowa†	191.0	0.0	343.0	34	16	1	0	49	0	0	0	0
274	152	E.E. REED CONSTRUCTION , Sugar Land, Texas†	190.0	0.0	74.8	100	0	0	0	0	0	0	0	20
275	256	JOERIS GENERAL CONTRACTORS LTD. , San Antonio, Texas	188.2	0.0	165.0	100	0	0	0	0	0	0	0	45
276	345	T. J. LAMBRECHT CONSTRUCTION INC. , Joliet, Ill.	187.0	0.0	164.0	2	0	3	10	0	80	5	0	0
277	328	SCIENCE APPLICATIONS INTERNATIONAL CORP. (SAIC) , McLean, Va.†	186.6	0.4	182.0	17	4	8	5	52	4	1	2	0
278	**	TB PENICK & SONS INC. , San Diego, Calif.	185.1	0.0	209.0	100	0	0	0	0	0	0	0	0
279	341	HINKLE CONTRACTING CO. LLC , Paris, Ky.†	183.0	0.0	80.0	0	0	3	0	0	95	0	0	0
280	314	INTERSTATE HIGHWAY CONSTRUCTION INC. , Englewood, Colo.	182.1	0.0	188.7	0	0	0	0	0	100	0	0	0
281	271	BARR & BARR INC. , New York, N.Y.†	182.0	0.0	304.0	100	0	0	0	0	0	0	0	100
282	263	FNF CONSTRUCTION INC. , Tempe, Ariz.†	180.1	0.0	123.7	0	0	0	0	0	100	0	0	7
283	305	ELKHORN HOLDINGS , Evanston, Wyo.†	180.0	0.0	190.0	0	0	3	0	98	0	0	0	0
284	302	HAYDON BUILDING CORP. , Phoenix, Ariz.	180.0	0.0	140.0	56	0	0	0	0	44	0	0	56
285	259	SUMMIT BUILDERS , Phoenix, Ariz.	177.8	0.0	194.2	100	0	0	0	0	0	0	0	30
286	**	CHINA CONSTRUCTION AMERICA , Jersey City, N.J.	177.7	0.0	154.5	25	0	0	0	0	75	0	0	0
287	278	ROCKFORD CONSTRUCTION CO. INC. , Grand Rapids, Mich.	177.0	0.0	105.0	100	0	0	0	0	0	0	0	48
288	301	CROWDER CONSTRUCTION CO. , Charlotte, N.C.	176.8	0.0	167.4	3	0	45	42	4	5	1	0	0
289	227	SLETTEN COS. , Great Falls, Mont.†	176.6	0.0	81.5	42	0	2	28	0	27	0	0	22
290	300	MEB GENERAL CONTRACTORS INC. , Chesapeake, Va.	176.4	0.0	95.2	7	1	0	73	19	1	0	0	1
291	351	QUANDEL ENTERPRISES INC. , Harrisburg, Pa.†	176.4	0.0	157.2	92	0	0	8	0	0	0	0	67
292	367	RONCELLI INC. , Sterling Heights, Mich.	176.0	10.0	152.0	20	74	0	0	6	0	0	0	21
293	245	GEMMA POWER SYSTEMS , Glastonbury, Conn.†	174.9	0.0	166.0	0	0	100	0	0	0	0	0	0
294	321	SHAW CONSTRUCTION , Denver, Colo.	173.0	0.0	165.0	100	0	0	0	0	0	0	0	92
295	**	MW BUILDERS INC. , Temple, Texas	172.0	0.0	185.0	100	0	0	0	0	0	0	0	12
296	304	WEIS BUILDERS INC. , Minneapolis, Minn.	172.0	0.0	181.3	100	0	0	0	0	0	0	0	50
297	326	BOZZUTO CONSTRUCTION CO. , Greenbelt, Md.†	171.9	0.0	138.1	100	0	0	0	0	0	0	0	0
298	180	M. B. KAHN CONSTRUCTION CO. INC. , Columbia, S.C.	171.5	0.0	155.9	65	2	16	14	2	1	0	0	18
299	**	THE LEMOINE CO. LLC , Lafayette, La.†	170.4	0.0	132.6	100	0	0	0	0	0	0	0	0
300	368	WAGMAN COS. , York, Pa.†	170.1	0.0	21.4	16	0	0	0	0	84	0	0	5

RANK 2011	RANK 2010	FIRM	2010 REVENUE		2010 NEW CONTRACTS	GENERAL BUILDING	MANUFACTURING	POWER	WATER / SEWER / WASTE	INDUS. / PETROLEUM	TRANSPORTATION	HAZARDOUS WASTE	TELECOM.	% CM-AT-RISK
			TOTAL	INT'L										
301	295	ROGERS-O'BRIEN CONSTRUCTION, Dallas, Texas	169.1	0.0	169.1	100	0	0	0	0	0	0	0	4
302	184	MORLEY BUILDERS, Santa Monica, Calif.†	168.8	0.0	392.6	100	0	0	0	0	0	0	0	0
303	234	S.D. DEACON CORP., Citrus Heights, Calif.†	168.3	0.0	NA	100	0	0	0	0	0	0	0	0
304	277	GRANGER CONSTRUCTION CO., Lansing, Mich.	167.7	0.0	339.1	97	0	0	3	0	0	0	0	59
305	303	HAWKINS CONSTRUCTION CO., Omaha, Neb.	167.3	0.0	160.8	40	0	0	1	0	59	0	0	22
306	291	T.A. LOVING CO., Goldsboro, N.C.	167.1	0.0	178.0	38	0	0	60	0	2	0	0	31
307	**	STEVENS ENGINEERS & CONSTRUCTORS INC., Middleburg Hts., Ohio†	167.1	0.0	108.5	2	5	26	0	67	0	0	0	0
308	266	KBE BUILDING CORP., Farmington, Conn.	166.5	0.0	245.1	100	0	0	0	0	0	0	0	39
309	311	THE RUHLIN CO., Sharon Center, Ohio	166.0	0.0	132.6	72	1	1	0	0	26	0	0	0
310	339	JONES LANG LASALLE CONSTRUCTION LP, Chicago, Ill.	165.9	0.0	149.1	100	0	0	0	0	0	0	0	90
311	243	GARCO CONSTRUCTION INC., Spokane, Wash.†	165.6	0.0	115.0	66	1	0	10	2	20	0	0	0
312	**	HASELDEN CONSTRUCTION LLC, Centennial, Colo.	165.2	0.0	431.6	100	0	0	0	0	0	0	0	44
313	**	MONADNOCK CONSTRUCTION INC., Brooklyn, N.Y.	164.7	0.0	66.1	100	0	0	0	0	0	0	0	0
314	148	GOTHAM CONSTRUCTION CO. LLC, New York, N.Y.†	164.6	0.0	594.0	100	0	0	0	0	0	0	0	94
315	270	THE WALSH GROUP, Portland, Ore.†	163.6	0.0	150.0	100	0	0	0	0	0	0	0	0
316	334	THE LIRO GROUP, Syosset, N.Y.†	162.2	0.0	NA	89	0	0	0	0	2	0	0	100
317	285	HILL & WILKINSON GENERAL CONTRACTORS, Richardson, Texas	161.0	0.0	191.0	91	6	0	0	3	0	0	0	0
318	207	BARNARD CONSTRUCTION CO. INC., Bozeman, Mont.†	160.6	0.0	268.0	0	0	0	82	18	0	0	0	0
319	333	COX & SCHEPP INC., Charlotte, N.C.	160.0	0.0	285.0	100	0	0	0	0	0	0	0	0
320	221	T.N. WARD CO., Ardmore, Pa.	159.8	0.0	213.8	92	0	0	8	0	0	0	0	58
321	348	NAN INC., Honolulu, Hawaii	159.1	0.0	104.0	91	0	0	0	0	9	0	0	0
322	279	BELL AND ASSOCIATES CONSTRUCTION LP, Brentwood, Tenn.	158.0	0.0	132.8	47	0	0	0	0	53	0	0	29
323	296	JAMES R. VANNOY & SONS CONSTRUCTION CO. INC., Jefferson, N.C.†	157.0	0.0	120.0	92	0	0	0	0	8	0	0	20
324	**	THE CONLAN CO., Marietta, Ga.	156.9	0.0	147.3	73	27	0	0	0	0	0	0	0
325	315	THE MIDDLESEX COS., Littleton, Mass.	156.9	0.0	162.1	0	0	0	0	0	100	0	0	0
326	**	FORTIS CONSTRUCTION INC., Portland, Ore.	156.0	0.0	225.0	44	0	0	0	0	2	0	54	100
327	379	DOMO CONSTRUCTION CORP., San Francisco, Calif.	153.7	0.0	81.0	41	5	0	0	53	0	0	0	0
328	204	J.D. ABRAMS LP, Austin, Texas	153.3	0.0	73.4	0	0	0	0	0	100	0	0	0
329	318	MCCORMICK INC. & SUBSIDIARIES, Fargo, N.D.†	153.2	0.0	154.4	3	0	1	5	0	91	0	0	0
330	225	KBS INC., Richmond, Va.	153.0	0.0	158.0	99	1	0	0	0	0	0	0	24
331	374	POSILICO INC., Farmingdale, N.Y.†	153.0	0.0	61.0	0	0	0	7	0	76	16	0	0
332	292	H.J. RUSSELL & CO., Atlanta, Ga.	152.4	0.0	212.8	80	0	0	0	0	20	0	0	86
333	251	BATSON-COOK CO., West Point, Ga.†	152.0	0.0	184.8	68	24	0	0	0	8	0	0	38
334	323	D.L. WITHERS CONSTRUCTION, Phoenix, Ariz.	152.0	0.0	196.0	100	0	0	0	0	0	0	0	63
335	366	EDWARD KRAEMER & SONS INC., Plain, Wis.	151.3	0.0	153.6	0	0	0	0	2	97	0	0	0
336	322	BRINDERSON, Costa Mesa, Calif.	151.0	0.0	105.5	0	0	4	0	96	0	0	0	0
337	**	NEESER CONSTRUCTION INC., Anchorage, Alaska	150.5	0.0	165.4	100	0	0	0	0	0	0	0	34
338	327	NEW SOUTH CONSTRUCTION CO. INC., Atlanta, Ga.†	150.2	0.0	201.6	71	15	1	0	0	13	0	0	70
339	172	THOS. S. BYRNE LTD., Fort Worth, Texas	150.0	0.0	100.0	73	0	0	0	0	27	0	0	60
340	**	THE HAGERMAN GROUP, Fort Wayne, Ind.†	150.0	0.0	90.0	100	0	0	0	0	0	0	0	40
341	325	BRAYMAN CONSTRUCTION CORP., Saxonburg, Pa.	148.9	0.0	NA	4	0	0	30	0	66	0	0	0
342	361	GAMMA CONSTRUCTION CO., Houston, Texas	148.4	0.0	88.4	100	0	0	0	0	0	0	0	6
343	391	FRONTIER-KEMPER CONSTRUCTORS INC., Evansville, Ind.†	148.4	24.8	92.3	0	0	0	43	0	25	0	0	0
344	**	MARKET & JOHNSON INC., Eau Claire, Wis.	147.0	0.0	NA	100	0	0	0	0	0	0	0	66
345	253	CAHILL CONTRACTORS INC., San Francisco, Calif.	146.7	0.0	217.5	100	0	0	0	0	0	0	0	0
346	290	MCM CONSTRUCTION INC., No. Highlands, Calif.	145.5	0.0	129.9	0	0	0	0	0	100	0	0	0
347	**	FRANA COS. INC., Hopkins, Minn.	145.0	0.0	169.1	100	0	0	0	0	0	0	0	0
348	**	J.D. ECKMAN INC., Atglen, Pa.	142.0	0.0	152.2	0	0	0	0	0	100	0	0	0
349	275	ATKINS NORTH AMERICA, Tampa, Fla.†	140.8	0.0	83.7	99	0	0	1	0	0	0	0	76
350	343	BERGLUND CONSTRUCTION, Chicago, Ill.	140.0	0.0	159.0	100	0	0	0	0	0	0	0	36

PRIMORIS SERVICES CORP.
 doubled its revenue after acquiring
 James Construction Group in Dec.
 2009 and Rockford Corp. in 2010.

RANK 2011	RANK 2010	FIRM	2010 REVENUE		2010 NEW CONTRACTS	GENERAL BUILDING	MANUFACTURING	POWER	WATER / SEWER / WASTE	INDUS. / PETROLEUM	TRANSPORTATION	HAZARDOUS WASTE	TELECOM.	% CM-AT-RISK
			TOTAL	INT'L										
351	276	WHITE-SPUNNER CONSTRUCTION INC., Mobile, Ala.	140.0	0.0	110.0	64	14	0	0	14	7	0	0	14
352	349	SILVERITE CONSTRUCTION CO. INC., Hicksville, N.Y.	139.3	0.0	214.0	9	0	0	91	0	0	0	0	0
353	**	TRIANGLE ASSOCIATES INC., Belmont, Mich.†	139.0	0.0	215.1	96	0	0	3	0	0	0	0	0
354	393	ELKINS CONSTRUCTORS INC., Jacksonville, Fla.†	138.0	0.0	113.3	94	6	0	0	0	0	0	0	25
355	335	BIS TEPSCO INC., Deer Park, Texas	137.0	0.0	91.1	0	0	0	0	86	0	0	0	0
356	392	THE NEENAN CO., Fort Collins, Colo.	136.0	0.0	7.0	100	0	0	0	0	0	0	0	0
357	362	XL CONSTRUCTION CORP., Milpitas, Calif.	134.0	0.0	113.0	48	26	0	0	22	0	0	4	0
358	**	W.S. BELLOWS CONSTRUCTION CORP., Houston, Texas	133.8	0.0	234.8	100	0	0	0	0	0	0	0	100
359	274	BAYLEY CONSTRUCTION, Mercer Island, Wash.	133.4	0.0	83.0	100	0	0	0	0	0	0	0	0
360	357	BRINKMANN CONSTRUCTORS, Chesterfield, Mo.†	133.0	0.0	100.0	39	11	0	0	0	4	0	0	37
361	**	GILCHRIST CONSTRUCTION CO. LLC, Alexandria, La.	132.8	0.0	140.5	0	0	0	0	0	100	0	0	0
362	**	KPRS CONSTRUCTION SERVICES INC., Brea, Calif.†	132.6	0.0	156.6	100	0	0	0	0	0	0	0	0
363	364	ENTACT LLC, Grapevine, Texas	131.7	0.8	80.0	0	0	0	0	0	0	100	0	0
364	331	WOLVERINE BUILDING GROUP INC., Grand Rapids, Mich.†	131.3	0.0	95.0	83	8	0	0	0	9	0	0	57
365	307	LYLES CONSTRUCTION GROUP, Fresno, Calif.†	130.8	0.0	147.5	0	0	0	86	10	5	0	0	0
366	389	THE MORGANTI GROUP INC., Danbury, Conn.†	130.2	29.3	64.2	93	0	0	6	0	1	0	0	70
367	337	W. L. BUTLER CONSTRUCTION INC., Redwood City, Calif.	130.0	0.0	150.0	100	0	0	0	0	0	0	0	0
368	**	NOVAK CONSTRUCTION CO., Chicago, Ill.	130.0	0.0	140.0	100	0	0	0	0	0	0	0	0
369	338	BUTZ ENTERPRISES INC., Allentown, Pa.†	129.5	0.0	229.5	100	0	0	0	0	0	0	0	80
370	352	MCM, Miami, Fla.	129.2	0.7	139.9	27	0	0	14	0	59	0	0	0
371	**	SKENDER CONSTRUCTION CO., Chicago, Ill.†	128.0	0.0	150.0	100	0	0	0	0	0	0	0	8
372	**	CATAMOUNT CONSTRUCTORS INC., Evergreen, Colo.†	127.9	0.0	NA	100	0	0	0	0	0	0	0	0
373	378	MEADOW VALLEY, Phoenix, Ariz.†	127.0	0.0	127.0	0	0	1	13	0	77	0	0	9
374	319	JAY CASHMAN INC., Quincy, Mass.†	124.3	0.6	123.2	2	0	2	43	0	1	0	0	0
375	344	BLUESCOPE CONSTRUCTION INC., Kansas City, Mo.	124.2	1.7	108.7	45	3	1	0	2	49	0	0	0
376	232	THE DENNIS ENGINEERING GROUP LLC, Springfield, Mass.	123.0	0.1	200.0	0	100	0	0	0	0	0	0	0
377	298	INTECH CONSTRUCTION INC., Philadelphia, Pa.†	122.0	0.0	94.0	100	0	0	0	0	0	0	0	70
378	347	DAVIS CONSTRUCTORS & ENGINEERS INC., Anchorage, Alaska†	120.3	0.0	160.2	71	18	0	0	0	8	0	0	15
379	382	TARLTON CORP., St. Louis, Mo.	120.2	0.0	189.7	57	0	11	16	0	1	0	15	45
380	264	RMT INC., Madison, Wis.†	120.0	0.0	368.0	0	0	93	0	0	0	7	0	0
381	**	MAX FOOTE CONSTRUCTION CO. INC., Mandeville, La.	119.9	0.0	11.0	0	0	0	100	0	0	0	0	0
382	269	WELBRO BUILDING CORP., Maitland, Fla.†	119.1	0.0	202.7	93	0	0	0	0	7	0	0	24
383	377	ULLIMAN SCHUTTE CONSTRUCTION LLC, Miamisburg, Ohio†	118.7	0.0	194.5	0	0	0	100	0	0	0	0	18
384	354	THE GEORGE SOLLITT CONSTRUCTION CO., Wood Dale, Ill.	118.6	0.0	69.5	100	0	0	0	0	0	0	0	0
385	**	GERALD A. MARTIN LTD., Albuquerque, N.M.	118.0	0.0	56.0	100	0	0	0	0	0	0	0	37
386	260	AMERICAN CONSTRUCTORS, Austin, Texas	117.0	0.0	38.0	100	0	0	0	0	0	0	0	0
387	384	IMC CONSTRUCTION, Malvern, Pa.	117.0	0.0	80.0	100	0	0	0	0	0	0	0	76
388	371	HUNZINGER CONSTRUCTION CO., Brookfield, Wis.	116.7	0.0	120.0	100	0	0	0	0	0	0	0	82
389	**	OSBORNE CONSTRUCTION CO., Kirkland, Wash.	115.0	0.0	86.0	100	0	0	0	0	0	0	0	0
390	**	J.K. SCANLAN CO. INC., East Falmouth, Mass.	114.5	0.0	110.0	83	0	17	0	0	0	0	0	59
391	370	PIONEER GENERAL CONTRACTORS, Grand Rapids, Mich.†	114.0	0.0	115.0	100	0	0	0	0	0	0	0	0
392	**	ICI CONSTRUCTION INC., Addison, Texas	111.2	0.0	185.6	100	0	0	0	0	0	0	0	0
393	376	BRADBURY STAMM CONSTRUCTION INC., Albuquerque, N.M.	110.3	0.0	58.5	81	0	0	19	0	0	0	0	32
394	**	THE LAQUILA GROUP INC., Brooklyn, N.Y.	110.0	0.0	152.0	50	0	0	0	0	50	0	0	0
395	381	SLAYDEN CONSTRUCTION GROUP INC., Stayton, Ore.	108.8	0.0	57.0	3	0	0	65	0	32	0	0	49
396	**	GHILOTTI BROS. INC., San Rafael, Calif.	108.1	0.0	35.8	5	1	0	16	0	78	0	0	0
397	373	GOHMANN ASPHALT AND CONSTRUCTION INC., Clarksville, Ind.	108.0	0.0	40.7	0	0	0	0	0	100	0	0	0
398	284	HOWARD SHOCKEY & SONS INC., Winchester, Va.	107.0	0.0	69.8	94	1	0	0	4	0	0	0	0
399	**	WADSWORTH BROTHERS CONSTRUCTION, Draper, Utah†	107.0	0.0	166.3	0	0	0	0	0	100	0	0	46
400	356	PLANT CONSTRUCTION CO. LP, San Francisco, Calif.	106.5	0.0	129.9	100	0	0	0	0	0	0	0	77

Where to find the Top 400 Contractors

FIRM	RANK	FIRM	RANK	FIRM	RANK	FIRM	RANK
A		C		JE Dunn Construction Group		25	
J.D. Abrams LP	328	Caddell Construction Co. Inc.	88	E		Haskell	110
Absher Construction Co.	236	Cahill Contractors Inc.	345	ECC		Hathaway Dinwiddie Construction	126
Adolfson & Peterson Construction	62	Cajun Industries LLC	217	J.D. Eckman Inc.	348	Hawaiian Dredging Construction Co. Inc.	114
Alberici Corp.	58	Cardi Corp.	214	Elkhorn Holdings	283	Hawkins Construction Co.	305
AMEC	148	Jay Cashman Inc.	374	Elkins Constructors Inc.	354	Haydon Building Corp.	284
American Bridge Co. Inc.	76	Catamount Constructors Inc.	372	EMJ Corp.	141	HBE Corp.	155
American Constructors	386	CB&I	16	Engineered Structures Inc. (ESI)	209	Hensel Phelps Construction Co.	18
American Infrastructure	120	CCC Group Inc.	166	ENGlobal	172	Herzog Contracting Corp.	108
Ames Construction Inc.	65	CDM	165	Entact LLC	363	Hill & Wilkinson General Contractors	317
S.J. Amoroso Construction Co. Inc.	185	CH2M HILL	55	F		Hinkle Contracting Co. LLC	279
Andersen Construction Co.	197	Chanan Construction Co. Inc.	98	Fagen Inc.	161	HITT Contracting Inc.	63
Anderson Columbia Co. Inc.	170	William Charles Construction LLC	223	FCI Constructors Inc.	201	Hoar Construction LLC	136
Anderson Cos.	193	China Construction America	286	J.H. Findorff & Son Inc.	226	Hoffman Corp.	56
Andres Construction Services	181	Choate Construction Co.	116	Flatiron Construction Corp.	37	Holder Construction Co.	31
Aristeo Construction Co.	253	The Christman Co.	164	Flintco LLC	46	E.W. Howell Co. LLC	208
ASRC Energy Services	240	The Cianbro Cos.	138	Fluor Corp.	2	The Hubbard Group	142
Atkins North America	349	LPCiminelli Inc.	184	FNF Construction Inc.	282	Hunt Building Co. Ltd.	83
Austin Industries	32	Cives Steel Co.	149	Max Foote Construction Co. Inc.	381	Hunt Construction Group	27
B		Clancy & Theys Construction Co.	163	Forrester Construction Co.	152	Hunter Roberts Construction Group	87
Baldwin & Shell Construction Co.	241	Clark Construction	266	Fortis Construction Inc.	326	Hunzinger Construction Co.	388
Balfour Beatty US	13	Clark Group	9	Foster Wheeler AG	11	I	
Barnard Construction Co. Inc.	318	Clarkson Construction Co.	239	Frana Cos. Inc.	347	ICI Construction Inc.	392
Barnhill Contracting Co.	146	Clayco Inc.	52	Frontier-Kemper Constructors Inc.	343	IHC Construction Cos. LLC	250
Barr & Barr Inc.	281	Clyde Cos. Inc.	202	Fru-Con Holding Corp.	167	IMC Construction	387
Bartlett Cocke General Contractors	135	Coakley & Williams Construction Inc.	219	FTR International Inc.	227	Industrial Contractors Inc.	173
Barton Malow Co.	38	Coastal Construction Group	238	G		Ingenium International Inc.	271
Batson-Cook Co.	333	Commercial Contracting Group	234	Gamma Construction Co.	342	Institutform Technologies Inc.	69
Bayley Construction	359	The Conlan Co.	324	Garco Construction Inc.	311	INTECH Construction Inc.	377
BBL Construction Services LLC	169	Consigli Construction Co. Inc.	109	Garney Holding Co.	176	Interstate Highway Construction Inc.	280
Bechtel	1	Conti Group	186	Gemina Power Systems	293	J	
The Beck Group	122	Continental Building Systems	272	Ghilotti Bros. Inc.	396	Jacobs	10
Bell and Associates Construction LP	322	Contrack International Inc.	79	Gilbane Building Co.	17	Jacobsen Construction Co. Inc.	132
W.S. Bellows Construction Corp.	358	CORE Construction Group	81	Gilchrist Construction Co. LLC	361	The Jaynes Cos.	256
Berglund Construction	350	Corman Construction Inc.	263	GLY Construction Inc.	268	Jingoli - DCO	115
Bernards	104	Cox & Schepp Inc.	319	Gohmann Asphalt and Construction Inc.	397	Joeris General Contractors Ltd.	275
The BETTE Cos.	242	J. Fletcher Creamer & Son Inc.	174	Gotham Construction Co. LLC	314	GE Johnson Construction Co.	213
Big-D Construction Corp.	204	Crossland Construction Co.	119	Graham Group US	207	Jones Lang LaSalle Construction LP	310
BIS TEPCO Inc.	355	Crowder Construction Co.	288	Granger Construction Co.	304	CF Jordan Construction LLC	264
Black & Veatch	41	J.P. Cullen & Sons Inc.	229	Granite Construction Inc.	26	W.M. Jordan Co. Inc.	101
BlueScope Construction Inc.	375	D		Gray Construction	182	The Judlau Cos.	113
BMWC Group Inc.	245	Danis Building Construction Co.	175	Graycor	159	K	
BNBuilders Inc.	224	Davis Constructors & Engineers Inc.	378	Great Lakes Dredge & Dock Corp. LLC	73	M. B. Kahn Construction Co. Inc.	298
Boh Bros. Construction Co. LLC	139	James G. Davis Construction Corp.	133	Grunley Construction Co. Inc.	171	Kaiser Foundation Health Plan Inc.	118
The Boldt Co.	89	Day & Zimmermann	35	H		KBE Building Corp.	308
Bowen Engineering Corp.	232	dck Worldwide LLC	168	H&M Co. Inc.	228	KBR	4
Bozzuto Construction Co.	297	S.D. Deacon Corp.	303	The Hagerman Group	340	KBS Inc.	330
Bradbury Stamm Construction Inc.	393	DeMatteis Organizations	259	B.L. Harbert International LLC	67	Kenny Construction	84
The Branch Group Inc.	230	The Dennis Engineering Group LLC	376	Hardin Construction Co. LLC	158	Key Construction Inc.	199
Brasfield & Gorrie LLC	28	Devcon Construction Inc.	100	Harkins Builders Inc.	247	Kiewit Corp.	3
Brayman Construction Corp.	341	P.J. Dick-Trumbull-Lindy Paving	85	Harper Construction Co. Inc.	145	J.E. Kingham Construction Cos.	248
Brinderson	336	Dimeo Construction Co.	147	David E. Harvey Builders Inc.	70	Kinsley Construction Inc.	129
Brinkmann Constructors	360	Dome Construction Corp.	327	Haselden Construction LLC	312	Kitchell Corp.	187
Bulley & Andrews LLC	246	Donley's Inc.	254	I		Klinger Cos. Inc.	273
Burns & McDonnell	59	Doster Construction Co. Inc.	270	Haskell	110	Knutson Construction Services	188
W. L. Butler Construction Inc.	367	DPR Construction Inc.	33	Hathaway Dinwiddie Construction	126	The Kokosing Group	57
Butz Enterprises Inc.	369	C.W. Driver	123	Hawaiian Dredging Construction Co. Inc.	114	A	
Thos. S. Byrne Ltd.	339	Duke Construction	60	Hawkins Construction Co.	305	B	
A		C		JE Dunn Construction Group		25	
B		D		E		F	
C		E		G		H	
D		F		I		J	
E		G		K		L	

Where the 2011 Top 400 Contractors Work – by Country

A. NORTH AMERICA

CANADA

Alberici Corp.
AMEC
Aristeo Construction Co.
Bechtel
Black & Veatch
Burns & McDonnell
CB&I
CH2M HILL
Cives Steel Co.
Commercial Contracting
Group
ECC
EMJ Corp.
ENGlobal
Entact LLC
Flatiron Construction Corp.
Fluor Corp.
Foster Wheeler AG
Frontier-Kemper
Constructors Inc.
Graycor
Holder Construction Co.
Industrial Contractors Inc.
Ingenium International Inc.
Insituform Technologies
Inc.
J.J. White Inc.
Jacobs
Jingoli - DCO
KBR
Kiewit Corp.
Knutson Construction
Services
Layne Christensen Co.
Matrix Service Co.
McDermott International
Inc.
Michels Corp.
Miron Construction Co. Inc.
Mortenson Construction
Orion Marine Group Inc.
PCL Construction
Enterprises Inc.
RailWorks Corp.
Roncelli Inc.
Sevenson Environmental
Services
Shawmut Design and
Construction
Skanska USA
Structure Tone
Taggart Global

The Dennis Engineering
Group LLC
The Lauren Corp.
The Shaw Group Inc.
The Turner Corp.
The Walsh Group Ltd.
Tutor Perini Corp.
URS Corp.
Walbridge
Weston Solutions Inc.
Willbros Group Inc.

B. LATIN AMERICA

ARGENTINA

Fluor Corp.
Foster Wheeler AG
Insituform Technologies
Inc.
Lend Lease
URS Corp.

BOLIVIA

Fluor Corp.
URS Corp.

BRAZIL

Foster Wheeler AG
Graycor
Great Lakes Dredge & Dock
Corp. LLC
Industrial Contractors Inc.
Insituform Technologies
Inc.
Kiewit Corp.
Layne Christensen Co.
McDermott International
Inc.
URS Corp.
Walbridge

CHILE

AMEC
Bechtel
Black & Veatch
CB&I
Fluor Corp.
Foster Wheeler AG
Insituform Technologies
Inc.
Jacobs
The Shaw Group Inc.

COLOMBIA

CB&I

Where the 2011 Top 400 Contractors Work – by Country

CCC Group Inc.
Foster Wheeler AG
Industrial Contractors Inc.

COSTA RICA

ENGlobal
The Turner Corp.

ECUADOR

Foster Wheeler AG
Industrial Contractors Inc.

EL SALVADOR

The Shaw Group Inc.

HONDURAS

American Bridge Co. Inc.

MEXICO

Alberici Corp.
Black & Veatch
Caddell Construction Co.
Inc.
Commercial Contracting
Group
Fluor Corp.
Foster Wheeler AG
Frontier-Kemper
Constructors Inc.
Haskell
Industrial Contractors Inc.
Insituform Technologies
Inc.
Jacobs
KBR
Kiewit Corp.
Layne Christensen Co.
Lend Lease
McDermott International
Inc.
Roncelli Inc.
The Beck Group
The Turner Corp.
The Yates Cos. Inc.
URS Corp.
Walbridge

NICARAGUA

Jingoli - DCO
Kiewit Corp.

PANAMA

CB&I
CH2M HILL
Foster Wheeler AG

Great Lakes Dredge & Dock
Corp. LLC
MCM

PERU

Bechtel
CB&I
Fluor Corp.
Foster Wheeler AG
Industrial Contractors Inc.
Insituform Technologies
Inc.
Jacobs
Lend Lease

URUGUAY

CB&I
Foster Wheeler AG

VENEZUELA

CB&I
Fluor Corp.
Foster Wheeler AG
Industrial Contractors Inc.

SURINAME

CB&I
CCC Group Inc.

C. CARIBBEAN ISLANDS

GREATER ANTILLES

Caddell Construction Co.
Inc.
CCC Group Inc.
Fluor Corp.
Foster Wheeler AG
Industrial Contractors Inc.
Jay Cashman Inc.
Kiewit Corp.
Lakeshore TolTest Corp.
Orion Marine Group Inc.
The Shaw Group Inc.
URS Corp.

PUERTO RICO

CH2M HILL
ECC
Fluor Corp.
Foster Wheeler AG
Gilbane Building Co.
Haskell
Industrial Contractors Inc.
Jacobs
Kiewit Corp.

Where the 2011 Top 400 Contractors Work – by Country

The Korte Co.
The Shaw Group Inc.
The Walsh Group Ltd.
Torcon Inc.
URS Corp.

CUBA

CH2M HILL
dck Worldwide LLC
Lakeshore TolTest Corp.

LESSER ANTILLES

American Bridge Co. Inc.
Bechtel
Black & Veatch
dck Worldwide LLC
Fluor Corp.
Foster Wheeler AG
McDermott International
Inc.
Michels Corp.
Orion Marine Group Inc.
The Shaw Group Inc.
The Turner Corp.
Turner Industries Group LLC
Vecellio Group Inc.
Wharton-Smith Inc.

D. EUROPE

ALBANIA

Bechtel
Foster Wheeler AG
URS Corp.

ARMENIA

KBR

AUSTRIA

Fluor Corp.
Foster Wheeler AG
Jacobs

AZERBAIJAN

Bechtel
CB&I
McDermott International
Inc.
The Turner Corp.
URS Corp.

BELGIUM

CB&I
Foster Wheeler AG
Industrial Contractors Inc.

Insituform Technologies
Inc.
Jacobs

BULGARIA

Foster Wheeler AG

CZECH REP.

CB&I
Foster Wheeler AG
Jacobs

DENMARK

CH2M HILL
Fluor Corp.

ESTONIA

Foster Wheeler AG

FINLAND

Foster Wheeler AG
Jacobs

FRANCE

CH2M HILL
Day & Zimmermann
Foster Wheeler AG
Industrial Contractors Inc.
Insituform Technologies
Inc.
Jacobs
KBR
The Turner Corp.

GEORGIA

Bechtel
Black & Veatch
CH2M HILL
KBR
The Turner Corp.

GERMANY

CB&I
CH2M HILL
ECC
Fluor Corp.
Foster Wheeler AG
Jacobs
KBR
The Shaw Group Inc.
URS Corp.
Weston Solutions Inc.

GREECE

Where the 2011 Top 400 Contractors Work – by Country

CH2M HILL
Fluor Corp.
Foster Wheeler AG

HUNGARY

Fagen Inc.
Foster Wheeler AG
Jacobs
KBR
URS Corp.

IRELAND

Black & Veatch
CH2M HILL
Fluor Corp.
Foster Wheeler AG
Jacobs
KBR
Parsons
Structure Tone
The Turner Corp.
URS Corp.

ITALY

Black & Veatch
CH2M HILL
ECC
Fluor Corp.
Foster Wheeler AG
Industrial Contractors Inc.
Jacobs
KBR
The Shaw Group Inc.

LITHUANIA

Foster Wheeler AG
LPCiminelli Inc.
Weston Solutions Inc.

NETHERLANDS

CB&I
Fluor Corp.
Foster Wheeler AG
Industrial Contractors Inc.
Insituform Technologies
Inc.
Jacobs

NORWAY

Fluor Corp.
Foster Wheeler AG

POLAND

CH2M HILL
Fluor Corp.

Foster Wheeler AG
Industrial Contractors Inc.
Insituform Technologies
Inc.
Jacobs
KBR
URS Corp.

PORTUGAL

CH2M HILL
ECC
Fluor Corp.
Foster Wheeler AG
Industrial Contractors Inc.
KBR
Lakeshore TolTest Corp.
Weston Solutions Inc.

ROMANIA

Bechtel
Black & Veatch
CB&I
Foster Wheeler AG
KBR
Kiewit Corp.
URS Corp.

RUSSIA

Bechtel
Black & Veatch
CB&I
CH2M HILL
Fluor Corp.
Foster Wheeler AG
KBR
McDermott International
Inc.
The Turner Corp.
URS Corp.

SLOVAKIA

Jacobs
KBR

SPAIN

CB&I
CH2M HILL
ECC
Fluor Corp.
Foster Wheeler AG
Industrial Contractors Inc.
Insituform Technologies
Inc.
Jacobs
KBR

Where the 2011 Top 400 Contractors Work – by Country

*Kiewit Corp.
Lakeshore TolTest Corp.
The Shaw Group Inc.
Weston Solutions Inc.*

SWEDEN

*Fluor Corp.
Foster Wheeler AG
Industrial Contractors Inc.
Jacobs*

SWITZERLAND

*Foster Wheeler AG
Insituform Technologies
Inc.
Jacobs
URS Corp.*

UKRAINE

*B.L. Harbert International
LLC
Bechtel
KBR
URS Corp.*

UNITED KINGDOM

*American Bridge Co. Inc.
Bechtel
Black & Veatch
BlueScope Construction Inc.
CB&I
CH2M HILL
ECC
Fluor Corp.
Foster Wheeler AG
Industrial Contractors Inc.
Insituform Technologies
Inc.
Jacobs
KBR
McDermott International
Inc.
MWH Global
Structure Tone
The Shaw Group Inc.
Tutor Perini Corp.
URS Corp.
Weston Solutions Inc.*

YUGOSLAVIA (FORMER)

*Bechtel
KBR*

BOSNIA & HERZEGOVINA

*Caddell Construction Co.
Inc.
KBR*

CROATIA

*Bechtel
CB&I*

FYR MACEDONIA

KBR

SLOVENIA

Jacobs

E. MIDDLE EAST

AFGHANISTAN

*Black & Veatch
Caddell Construction Co.
Inc.
CDM
CH2M HILL
Contrack International Inc.
ECC
Fluor Corp.
Gilbane Building Co.
KBR
Lakeshore TolTest Corp.
Layne Christensen Co.
The Shaw Group Inc.
Tutor Perini Corp.
URS Corp.
Weston Solutions Inc.*

BAHRAIN

*Black & Veatch
Contrack International Inc.
Foster Wheeler AG
Great Lakes Dredge & Dock
Corp. LLC
Jacobs
KBR
The Shaw Group Inc.
URS Corp.*

IRAQ

*AMEC
Black & Veatch
CDM
CH2M HILL
ECC
Fluor Corp.
Foster Wheeler AG
Gilbane Building Co.
KBR*

Where the 2011 Top 400 Contractors Work – by Country

Lakeshore TolTest Corp.
Parsons
The Shaw Group Inc.
Tutor Perini Corp.
URS Corp.
Weston Solutions Inc.

ISRAEL

Black & Veatch
CH2M HILL
Kiewit Corp.
Lakeshore TolTest Corp.

JORDAN

CDM
Contrack International Inc.
Jacobs
KBR
The Morganti Group Inc.

KUWAIT

Black & Veatch
CH2M HILL
ECC
Fluor Corp.
Foster Wheeler AG
KBR
Lakeshore TolTest Corp.
The Turner Corp.

LEBANON

Contrack International Inc.
Great Lakes Dredge & Dock
Corp. LLC

OMAN

Black & Veatch
CB&I
CH2M HILL
Fluor Corp.
Jacobs
Lakeshore TolTest Corp.
Science Applications
International Corp.
(SAIC)
The Turner Corp.
Willbros Group Inc.

PAKISTAN

B.L. Harbert International
LLC
Black & Veatch
CDM
KBR
Lakeshore TolTest Corp.

QATAR

Alberici Corp.
Bechtel
Black & Veatch
CB&I
CH2M HILL
Contrack International Inc.
ECC
Fluor Corp.
Foster Wheeler AG
Jacobs
KBR
Lakeshore TolTest Corp.
McDermott International
Inc.
The Turner Corp.
URS Corp.

SAUDI ARABIA

AMEC
Bechtel
Black & Veatch
CB&I
Fluor Corp.
Foster Wheeler AG
Frontier-Kemper
Constructors Inc.
Jacobs
KBR
McDermott International
Inc.
Parsons
The Shaw Group Inc.
The Turner Corp.
URS Corp.

TURKEY

Black & Veatch
CH2M HILL
Fluor Corp.
Foster Wheeler AG
KBR
The Turner Corp.

U.A.E.

B.L. Harbert International
LLC
Bechtel
Black & Veatch
CB&I
CH2M HILL
Clark Group
dck Worldwide LLC
Fluor Corp.

Where the 2011 Top 400 Contractors Work – by Country

Foster Wheeler AG
Graycor
Great Lakes Dredge & Dock
Corp. LLC
Jacobs
KBR
McDermott International
Inc.
Parsons
Stellar
The Morganti Group Inc.
The Turner Corp.
URS Corp.
Walbridge

YEMEN, NORTH

KBR

F. ASIA/AUSTRALIA

AUSTRALIA

AMEC
Bechtel
Black & Veatch
CB&I
CCC Group Inc.
CH2M HILL
Fluor Corp.
Foster Wheeler AG
Insituform Technologies
Inc.
Jacobs
KBR
Kiewit Corp.
Layne Christensen Co.
McDermott International
Inc.
Taggart Global
URS Corp.

BRUNEI

Foster Wheeler AG

CHINA (P.R.C.)

B.L. Harbert International
LLC
Black & Veatch
CB&I
Fluor Corp.
Foster Wheeler AG
Industrial Contractors Inc.
Jacobs
Kiewit Corp.
McDermott International
Inc.

Mortenson Construction
Structure Tone
Taggart Global
The Shaw Group Inc.

DIEGO GARCIA

The Shaw Group Inc.
Tutor Perini Corp.

HONG KONG

Industrial Contractors Inc.
Insituform Technologies
Inc.
Jacobs
Structure Tone

INDIA

Bechtel
Black & Veatch
BlueScope Construction Inc.
CH2M HILL
Foster Wheeler AG
Industrial Contractors Inc.
Insituform Technologies
Inc.
Jacobs
KBR
Kiewit Corp.
McDermott International
Inc.
The Turner Corp.
The Yates Cos. Inc.
URS Corp.
Weston Solutions Inc.

INDONESIA

Black & Veatch
Fluor Corp.
Foster Wheeler AG
Industrial Contractors Inc.
KBR
McDermott International
Inc.

JAPAN

Bechtel
CH2M HILL
ECC
Fluor Corp.
Foster Wheeler AG
Jacobs
Lakeshore TolTest Corp.
Structure Tone
The Shaw Group Inc.
URS Corp.

Where the 2011 Top 400 Contractors Work – by Country

Weston Solutions Inc.

KAZAKHSTAN

*Bechtel
Fluor Corp.
Foster Wheeler AG
Jacobs
KBR
The Morganti Group Inc.
The Turner Corp.*

KOREA, SOUTH

*Bechtel
ECC
Foster Wheeler AG
Jacobs
Lakeshore TolTest Corp.
Structure Tone
The Shaw Group Inc.
The Turner Corp.
Weston Solutions Inc.*

KYRGYZSTAN

CH2M HILL

MALAYSIA

*CH2M HILL
ENGlobal
Fluor Corp.
Foster Wheeler AG
Industrial Contractors Inc.
Jacobs
KBR
McDermott International
Inc.*

PACIFIC ISLANDS

*Bechtel
CDM
dck Worldwide LLC
ECC
Jacobs
The Shaw Group Inc.
The Weitz Co.
Tutor Perini Corp.
Weston Solutions Inc.*

PAPUA N.GUINEA

*Bechtel
CB&I
Jacobs
KBR
Parsons*

PHILIPPINES

*CB&I
ECC
Foster Wheeler AG
Industrial Contractors Inc.
KBR
Structure Tone
Tutor Perini Corp.*

SINGAPORE

*Black & Veatch
C.W. Driver
CB&I
CH2M HILL
Fluor Corp.
Foster Wheeler AG
Industrial Contractors Inc.
Insituform Technologies
Inc.
Jacobs
McDermott International
Inc.
Structure Tone
The Shaw Group Inc.
The Weitz Co.*

SRI LANKA

CH2M HILL

TAIWAN (R.O.C.)

*Bechtel
Black & Veatch
CH2M HILL
Foster Wheeler AG
Industrial Contractors Inc.
Structure Tone
URS Corp.
Weston Solutions Inc.*

THAILAND

*Bechtel
Black & Veatch
CB&I
CH2M HILL
Fluor Corp.
Foster Wheeler AG
Industrial Contractors Inc.
Jacobs
Kiewit Corp.
McDermott International
Inc.
Weston Solutions Inc.*

TURKMENISTAN

Foster Wheeler AG

Where the 2011 Top 400 Contractors Work – by Country

UZBEKISTAN

*Bechtel
KBR*

VIETNAM

*Black & Veatch
Foster Wheeler AG
Industrial Contractors Inc.
Jacobs
Kiewit Corp.
McDermott International
Inc.
Structure Tone
The Turner Corp.*

MONGOLIA

Fluor Corp.

G. NORTH AFRICA

ALGERIA

*Black & Veatch
Caddell Construction Co.
Inc.
KBR*

EGYPT

*Bechtel
Black & Veatch
CB&I
Jacobs
KBR
The Turner Corp.
URS Corp.*

ETHIOPIA

*B.L. Harbert International
LLC*

LIBYA

*Bechtel
ENGlobal*

MOROCCO

*Jacobs
The Turner Corp.*

SUDAN

*B.L. Harbert International
LLC*

SUB SAHARA

*BlueScope Construction Inc.
Foster Wheeler AG*

Layne Christensen Co.

TUNISIA

CB&I

H. CENTRAL AND SOUTH AFRICA

ANGOLA

*Bechtel
CB&I
KBR
Parsons*

BOTSWANA

*Fluor Corp.
Layne Christensen Co.*

BURKINA FASO

*B.L. Harbert International
LLC
Layne Christensen Co.*

BURUNDI

*Caddell Construction Co.
Inc.*

CAMEROON

*CB&I
Foster Wheeler AG*

CONGO

*B.L. Harbert International
LLC
The Shaw Group Inc.*

GABON

*B.L. Harbert International
LLC
Foster Wheeler AG*

GUINEA

*Bechtel
Caddell Construction Co.
Inc.
Layne Christensen Co.
URS Corp.*

LIBERIA

*B.L. Harbert International
LLC*

MOZAMBIQUE

Foster Wheeler AG

Where the 2011 Top 400 Contractors Work – by Country

NIGERIA

*CB&I
Fluor Corp.
Foster Wheeler AG
KBR*

SENEGAL

*B.L. Harbert International
LLC
CCC Group Inc.
Michels Corp.*

SIERRA LEONE

Black & Veatch

SOUTH AFRICA

*CB&I
Fluor Corp.
Foster Wheeler AG
Jacobs
KBR
Taggart Global*

TANZANIA

Layne Christensen Co.

UGANDA

Foster Wheeler AG

D.R. CONGO (ZAIRE)

*CB&I
Layne Christensen Co.*

ZAMBIA

*B.L. Harbert International
LLC
Fluor Corp.
Layne Christensen Co.*

I. ANTARCTIC/ARCTIC

The Shaw Group Inc.

2011 Top 400 Contractors – Subsidiaries by Rank

Rank Firm Subsidiary

- 1 Bechtel**
Bantrel Co.
Bechtel Communications
Bechtel Construction Operations Inc.
Bechtel Corp.
Bechtel Ltd.
Bechtel Oil, Gas & Chemicals
Bechtel Power Corp.
Bechtel Systems and Infrastructure Inc.
- 2 Fluor Corp.**
Energy & Chemicals
Fluor Daniel
Global Services
Government
Industrial & Infrastructure Power
- 3 Kiewit Corp.**
Ganotec Inc.
General Construction Co.
Gulf States Inc.
Kiewit Building Group Inc.
Kiewit Energy Co.
Kiewit Industrial Canada Co.
Kiewit Pacific Co.
Kiewit Power Constructors Co.
Kiewit Southern Co.
Kiewit Western Co.
Mass Electric Construction Co.
Peter Kiewit Sons Co.
TIC Canada Inc.
TIC International Inc.
TIC Maintenance Inc.
TIC The Industrial Co.
TIC The Industrial Co. Wyoming Inc.
V.K. Mason Construction Co.
Western Summit Constructors Inc.
- 4 KBR**
KBR Inc.
KBR Ltd.
KBR Services Inc.
Kinhill Ltd.
MW Kellogg Ltd.
- 5 The Turner Corp.**

Rank Firm Subsidiary

- Facilities Management Solutions*
The Lathrop Co. Inc.
Tompkins Builders Inc.
Turner Construction Co.
Turner International LLC
Turner Logistics
Turner Universal
- 6 PCL Construction Enterprises Inc.**
Monad Industrial Contractors Inc.
Nordic PCL Construction Inc.
PCL Civil Constructors Inc.
PCL Construction Management Inc.
PCL Construction New Mexico
PCL Construction Resources (U.S.A.) Inc.
PCL Construction Resources Inc.
PCL Construction Services Inc.
PCL Constructors Bahamas Ltd.
PCL Constructors Canada Inc.
PCL Constructors Northern Inc.
PCL Constructors Westcoast Inc.
PCL Industrial Construction Inc.
PCL Industrial Constructors Inc.
PCL Industrial Management Inc.
PCL Industrial Services Inc.
PCL Intracon Power Inc.
Teton Industrial Construction Inc.
- 8 Skanska USA**
Skanska USA Building
Skanska USA Civil
- 9 Clark Group**
Clark
Guy F Atkinson Construction
Shirley Contracting
- 11 Foster Wheeler AG**

2011 Top 400 Contractors – Subsidiaries by Rank

Rank Firm Subsidiary

*Foster Wheeler Bimas
 Birlesik Insaat ve.
 Muhendislik AS
 Foster Wheeler Constructors
 Inc.
 Foster Wheeler Eastern
 Private Ltd.
 Foster Wheeler Energia Oy
 Foster Wheeler Energia
 Polska Sp. z.o.o.
 Foster Wheeler Energia SA
 Foster Wheeler Energy Corp.
 Foster Wheeler Energy Ltd.
 Foster Wheeler
 Environmental Corp.
 Foster Wheeler France SA
 Foster Wheeler Iberia SA
 Foster Wheeler India
 Private Ltd.
 Foster Wheeler Italiana SpA
 Foster Wheeler North
 America Corp.
 Foster Wheeler Power
 Machinery Co. Ltd.
 Foster Wheeler Power
 Systems Inc.
 Foster Wheeler USA Corp.*

12 The Walsh Group Ltd.

*Archer Western Contractors
 R & L Brosamer
 Walsh Construction Co.*

13 Balfour Beatty US

*Balfour Beatty Communities
 Balfour Beatty Construction
 Balfour Beatty
 Infrastructure
 Balfour Beatty Rail
 Balfour Concord
 Balfour Resource Group
 Barnhart Balfour Beatty
 Charter Builders
 Heery International
 RTDooley Construction
 SpawMaxwell Co.*

15 Tutor Perini Corp.

*Black Construction
 Cherry Hill
 Desert Plumbing & Heating
 James A. Cummings
 Keating Building Co.
 Perini Building Co.
 Perini Management Services
 PowerCo*

Rank Firm Subsidiary

*Rudolph & Sletten
 Superior Gunite
 Tutor Perini Civil
 Construction
 Tutor-Saliba*

16 CB&I

*Arabian CBI Ltd.
 CB&I Inc.
 CB&I Lummus BV
 CB&I UK Ltd.
 CBI Co. Ltd.
 CBI Constructors Pty. Ltd.
 CBI Constructors SA (Pty.)
 Ltd.
 CBI Eastern Anstalt
 CBI Overseas LLC
 CBI Services Inc.
 CBI Venezolana SA
 Horton CBI Ltd.
 Lummus Technology*

17 Gilbane Building Co.

*ITSI (Innovative Technical
 Solutions Inc.)*

20 McCarthy Holdings Inc.

*MC Industrial Inc.
 McCarthy Building Cos. Inc.*

21 Lend Lease

*Actus Lend Lease LLC
 Bovis Lend Lease Inc.
 Bovis Lend Lease LMB Inc.
 Bovis Lend Lease SA de CV*

22 Structure Tone

*L.F. Driscoll Co. LLC
 Pavarini Construction
 Pavarini McGovern LLC
 Structure Tone
 International
 Structure Tone Southwest*

24 URS Corp.

*Advatech LLC
 Aman Environmental
 Construction Inc.
 Banshee Construction
 Cash & Associates Inc.
 Cleveland Wrecking Co.
 EC Driver & Associates Inc.
 Lear Siegler Services Inc.
 Scott Wilson Inc.
 URS Energy & Construction
 Inc.*

2011 Top 400 Contractors – Subsidiaries by Rank

Rank Firm Subsidiary

		URS Federal Services Inc. W.G. Bolivia SRL Washington Group Northern WG Deutschland GmbH WG Jamaica Ltd. WG Latin America
25	JE Dunn Construction Group	Collegiate Builders RJ Griffin & Co.
26	Granite Construction Inc.	Granite Construction Co. Granite Construction Northeast Granite Northwest Inc. Intermountain Slurry Seal Inc. Pozzolon Products Co.
30	Turner Industries Group LLC	Turner Industrial Maintenance LLC Turner Specialty Services Turner St. Croix Maintenance Inc.
32	Austin Industries	Austin Bridge & Road Austin Commercial Austin Industrial
34	Manhattan Construction Group	Cantera Concrete Co. Manhattan Construction Co. Manhattan Kraft Construction Inc. Manhattan Road & Bridge Co.
35	Day & Zimmermann	Atlantic Union Resources Day & Zimmermann NPS DZ Atlantic (The Atlantic Group Inc.) ECI Construction Inc. Mason & Hanger Group Inc. North American Power Partners SOC LLC
36	The Yates Cos. Inc.	Blaine Construction Corp. Edwards Electric Service LLC Jesco Inc. Jesco Maintenance Merit Electrical Inc.

Rank Firm Subsidiary

		Several Construction Joint Ventures Superior Asphalt Inc. W.G. Yates & Sons Construction Co. Yates Services LLC
37	Flatiron Construction Corp.	Flatiron Constructors Canada Ltd. Flatiron Constructors Inc. Flatiron Turner Construction of NY LLC Flatiron West Inc.
38	Barton Malow Co.	Barton Malow Design
39	Parsons	Parsons Commercial Technology Group Parsons Infrastructure & Technology Group Parsons Transportation Group Parsons Water & Infrastructure
40	Willbros Group Inc.	B&H Maintenance and Construction Inc. Chapman Construction Co. LP Construction & Turnaround Services LLC Halpin Line Construction LLC Hawkeye LLC Integrated Service Co. LLC InterCon Construction Inc. Lineal Industries Inc. Premier Utility Services LLC The Oman Construction Co. LLC UtilX Corp. Willbros Canada Holdings Ltd. Willbros Construction (U.S.) LLC Willbros Construction Services (Canada) LP Willbros Engineers (U.S.) LLC Willbros Government Services (U.S.) LLC

2011 Top 400 Contractors – Subsidiaries by Rank

Rank Firm Subsidiary

		<i>Willbros Midwest Pipeline Construction (Canada) LP</i> <i>Willbros USA Inc.</i> <i>Wink Engineering LLC</i>
41	Black & Veatch	<i>Black & Veatch Energy</i> <i>Black & Veatch Enterprise Management Solutions</i> <i>Black & Veatch Federal Services Division</i> <i>Black & Veatch Telecom</i> <i>Black & Veatch Water</i>
42	Zachry Holdings	<i>Precision Resources</i> <i>Zachry Engineering</i> <i>Zachry Nuclear</i>
43	Michels Corp.	<i>Michels Canada Co.</i> <i>Mi-Tech Services Inc.</i> <i>Pilchuck Contractors Inc.</i>
44	Primoris Services Corp.	<i>ARB Inc.</i> <i>ARB Structures Inc.</i> <i>Born Heaters</i> <i>Cardinal Contractors Inc.</i> <i>Cardinal Mechanical</i> <i>Cravens Services</i> <i>GML Coatings LLC</i> <i>James Group Construction</i> <i>Onquest Inc.</i> <i>Rockford Corp.</i>
47	Walbridge	<i>Walbridge Canada</i> <i>Walbridge de Mexico</i> <i>Walbridge do Brazil</i> <i>Walbridge East</i> <i>Walbridge Equipment Installation</i> <i>Walbridge International</i> <i>Walbridge Southeast</i> <i>Walbridge West</i>
48	Layne Christensen Co.	<i>Bencor</i> <i>International Directional Services</i> <i>Layne Christensen Australia</i> <i>Layne Christensen Canada</i> <i>Layne de Brazil</i> <i>Layne De Mexico</i> <i>Reynolds Inc.</i>

Rank Firm Subsidiary

		<i>Reynolds Inliner</i> <i>West African Drilling</i> <i>WL Hailey & Co.</i>
49	Swinerton Inc.	<i>HMH Builders</i> <i>Lyda Swinerton Builders</i> <i>Swinerton Builders</i> <i>Swinerton Management & Consulting</i> <i>WP Young Construction</i>
50	The Lane Construction Corp.	<i>Cold River Materials</i> <i>Kathleen Materials</i> <i>Prestress of the Carolinas</i> <i>Rea Contracting LLC</i> <i>Senate Asphalt</i> <i>Sunquip</i> <i>Sunrise Materials</i> <i>Virginia Paving Co.</i> <i>Virginia Sign & Lighting Co.</i> <i>Wardwell Contracting</i> <i>White Brothers</i>
51	Pepper Construction Group	<i>Pepper Construction Co.</i> <i>Pepper Construction Co. of Indiana</i> <i>Pepper Construction Co. of Ohio</i> <i>Pepper Environmental Technologies</i> <i>Pepper-Lawson Construction Co.</i>
52	Clayco Inc.	<i>Clayco Realty Group</i> <i>Concrete Strategies</i> <i>Forum Studio Inc.</i>
53	The Weitz Co.	<i>Hy-Vee Weitz</i> <i>Watts Constructors</i> <i>Weitz Golf</i> <i>Weitz Industrial</i>
54	ValleyCrest Landscape Cos.	<i>ValleyCrest Landscape Development</i> <i>ValleyCrest Landscape Maintenance</i>
55	CH2M HILL	<i>CH2M Hill Canada Ltd.</i> <i>CH2M Hill Constructors Inc.</i>

2011 Top 400 Contractors – Subsidiaries by Rank

Rank Firm Subsidiary

CH2M Hill Constructors
International Inc.
CH2M Hill Energy Ltd.
CH2M Hill Hanford
CH2M Hill Inc.
CH2M Hill Industrial Design
Group & Construction
Inc.
CH2M Hill International
Lockwood Greene Inc.
Operations Management
International Inc.

56 Hoffman Corp.

Hoffman Mechanical
Construction
Hoffman Structures
Hoffman Yard
Ming Surveyors
Precision Construction

57 The Kokosing Group

Area Aggregates LLC
Black Diamond Construction
Inc.
Corna/Kokosing Construction
Kokosing Materials Inc.
McGraw/Kokosing Inc.
The Olen Corp.
Wabash Steel LLC

58 Alberici Corp.

Alberici Constructors Inc.
Alberici Constructors Ltd.
Gunther-Nash Inc.
Hillsdale Construcciones
WWPS Inc.

62 Adolfson & Peterson Construction

AP Atlantic Inc.
AP Gulf States Inc.
AP Midwest LLC
AP Mountain States LLC
AP Southwest LLC
AP West Coast Inc.
AP Wyoming LLC
Rushforth Construction Co.
Inc.

69 Insituform Technologies Inc.

Corrpro Cos.
The Bayou Cos.
United Pipeline Systems

71 Lakeshore TolTest Corp.

Rank Firm Subsidiary

Lakeshore Engineering
Services Inc.
TolTest Inc.

72 Ryan Cos. US Inc.

Ryan Cos. US Inc. (Cedar
Rapids, IA)
Ryan Cos. US Inc. (Chicago,
IL)
Ryan Cos. US Inc.
(Davenport, IA)
Ryan Cos. US Inc. (Des
Moines, IA)
Ryan Cos. US Inc.
(Minneapolis, MN)
Ryan Cos. US Inc. (Phoenix,
AZ)
Ryan Cos. US Inc. (San
Diego, CA)
Ryan Cos. US Inc. (Tampa,
FL)

75 Webber LLC

DBW Construction LLC

76 American Bridge Co. Inc.

American Bridge Bahamas
Ltd.
American Bridge Honduras
American Bridge
International
American Bridge Mexico

77 OHL USA Inc.

Arellano Construction Inc.
BCA (Betancourt-Castellon
Associates) Construction
Manager Inc.
Community Asphalt Inc.
Judlau Contracting Inc.
Stride Constructors Inc.
The Tower Group Inc.

78 Okland Construction Co. Inc.

Arviso Okland Construction
JV
ICON Okland Teaming
Agreement
Orco Contracting LLC
Target Okland Teaming
Agreement

81 CORE Construction Group

CORE Construction Services
of Arizona Inc.

2011 Top 400 Contractors – Subsidiaries by Rank

Rank Firm Subsidiary

		<i>CORE Construction Services of Florida LLC</i>
		<i>CORE Construction Services of Illinois Inc.</i>
		<i>CORE Construction Services of Nevada Inc.</i>
		<i>CORE Construction Services of Texas Inc.</i>
		<i>Otto Baum Co. Inc.</i>
		<i>Walton - a CORE Co. LLC</i>
82	Matrix Service Co.	<i>Matrix Service Inc.</i>
		<i>Matrix Service Industrial Contractors Inc.</i>
84	Kenny Construction	<i>Kenny InLiner</i>
		<i>Western Slope Utilities LLC</i>
86	Weeks Marine Inc.	<i>Healy Tibbitts Builders</i>
		<i>MP Howlett</i>
		<i>Weeks Offshore</i>
92	Power Construction Co. LLC	<i>Power Contracting and Engineering Corp.</i>
95	Howard S. Wright	<i>Howard S. Wright Constructors</i>
		<i>HSW Builders</i>
		<i>HSW Enterprises</i>
		<i>Team-Build</i>
99	ECC	<i>ECC Constructors LLC</i>
		<i>ECC International Constructors JV</i>
		<i>ECC International LLC</i>
		<i>Nordlys Environmental LP</i>
101	W.M. Jordan Co. Inc.	<i>Bass Steel Buildings</i>
105	Satterfield & Pontikes Construction Inc.	<i>JLG Structures Inc.</i>
106	Sterling Construction Co. Inc.	<i>Ralph L. Wadsworth Road & Highway Builders Inc.</i>
		<i>Texas Sterling Construction</i>
107	RailWorks Corp.	

Rank Firm Subsidiary

		<i>HSQ Technology</i>
		<i>L.K. Comstock & Co. Inc.</i>
		<i>L.K. Comstock National Transit Inc.</i>
		<i>PNR RailWorks Inc.</i>
		<i>RailWorks Signals & Communications Inc.</i>
		<i>RailWorks Systems Inc.</i>
		<i>RailWorks Track Services Inc.</i>
		<i>RailWorks Track Systems Inc.</i>
		<i>RailWorks Transit Inc.</i>
108	Herzog Contracting Corp.	<i>Herzog Transit Services Inc.</i>
110	Haskell	<i>The Haskell Co. de Mexico SA de CV</i>
111	Plaza Construction Corp.	<i>KM/Plaza</i>
113	The Judlau Cos.	<i>Infrastructure Electric LLC</i>
		<i>J-Track LLC</i>
		<i>Judlau Contracting Inc.</i>
		<i>Midland Tech LLC</i>
		<i>TC Electric LLC</i>
		<i>Valsen Marine LLC</i>
		<i>Welkin Mechanical LLC</i>
115	Jingoli - DCO	<i>DCO Energy LLC</i>
		<i>DCO Essex Energy LLC</i>
		<i>DCO Operations LLC</i>
		<i>Goldstar Energy Group Inc.</i>
		<i>Jingoli Canada Inc.</i>
		<i>JJS Management Services LLC</i>
		<i>Strategic Program Support LLC</i>
		<i>Sustainable Engineering Services LLC</i>
117	SpawGlass Holding LP	<i>SpawGlass Civil Construction</i>
		<i>SpawGlass Construction Corp.</i>
		<i>SpawGlass Contractors Inc.</i>
119	Crossland Construction Co.	<i>Crossland Heavy Contractors</i>
120	American Infrastructure	

2011 Top 400 Contractors – Subsidiaries by Rank

Rank	Firm	Subsidiary	Rank	Firm	Subsidiary
		AI Maryland AI Virginia Allan A Myers			
121	O'Neil Industries Inc.	T.L. Roof W.E. O'Neil Construction Co. W.E. O'Neil Construction Co. of Arizona W.E. O'Neil Construction Co. of California W.E. O'Neil Construction Co. of Colorado (Denver)	138	The Cianbro Cos.	Cianbro Constructors LLC Cianbro Corp. Cianbro Fabrication & Coating Cianbro Marine LLC Starcon International Inc.
122	The Beck Group	HC Beck Ltd. The Beck Internacional de Mexico	140	The McShane Cos.	Cadence McShane Construction Co. McShane Construction Co.
123	C.W. Driver	CWD Sentosa LLC	141	EMJ Corp.	Signal Energy
124	McGough Construction	McGough Cos. Southeast Inc. McGough Cos. Southwest Inc. McGough Facility Management McGough Industrial	142	The Hubbard Group	Blythe Construction Inc. Hubbard Construction Co.
129	Kinsley Construction Inc.	R & C Mechanical LLC	144	S&B Engineers and Constructors Ltd. and Affiliates	Ford, Bacon & Davis LLC S & B Brazosport Ltd. S & B Group International Ltd. S & B Infrastructure Ltd. S & B Infrastructure Private Ltd. S & B Plant Services Ltd.
130	Manson Construction Co.	Manson Bahamas Manson Gulf LLC	147	Dimeo Construction Co.	Grande Masonry
132	Jacobsen Construction Co. Inc.	Jacobsen Alliance Group Inc. Jacobsen National Group Inc. Jacobsen Residential Group Inc. Jacobsen Wasatch Group Inc.	148	AMEC	AMEC Americas Ltd. AMEC Dynamic Structures AMEC Earth & Environmental AMEC Kamtech Inc. AMEC Paragon AMEC-NNC Canada US Pipelines
134	F.A. Wilhelm Construction Co. Inc.	Freitag-Weinhardt Inc. Industrial Electric Inc. Poynter Sheet Metal	150	New Enterprise Stone & Lime Co. Inc.	E.R.S.C. Inc. Eastern Industries Inc. Elco-Hausman Construction Corp. Martin Limestone Inc. Protection Services Inc. Top ROC Newcrete Products Valley Quarries Inc.
137	Williams Industrial Services Group LLC	Williams Industrial Services LLC Williams Plant Services LLC Williams Specialty Services LLC	151	Orion Marine Group Inc.	F. Miller Construction

2011 Top 400 Contractors – Subsidiaries by Rank

Rank Firm Subsidiary

		<i>King Fisher Marine Service</i> <i>Misener Marine Construction</i> <i>Northwest Marine</i> <i>Construction Inc.</i> <i>Orion Construction LP</i> <i>Orion Dredging Services</i>
153	Saunders Construction Inc.	<i>Groathouse Saunders LLC</i>
156	Tellepsen	<i>Building Concrete Solutions</i> <i>LP</i> <i>Tellepsen Builders LP</i> <i>Tellepsen Industrial</i>
157	Teichert Construction	<i>Angelo Utilities</i>
159	Graycor	<i>Graycor Blasting Co. Inc.</i> <i>Graycor Construction Co.</i> <i>Inc.</i> <i>Graycor Industrial</i> <i>Constructors Inc.</i> <i>Graycor International of</i> <i>Canada Corp.</i> <i>Graycor International S. de</i> <i>RL de CV</i>
160	Sevenson Environmental Services	<i>Sevenson Industrial</i> <i>Services Inc.</i> <i>Waste Stream Technology</i> <i>Inc.</i>
161	Fagen Inc.	<i>Fagen Europe LLC</i>
162	Rodgers Builders Inc.	<i>Mid-Atlantic Construction</i> <i>Co.</i>
164	The Christman Co.	<i>Christman Constructors Inc.</i>
165	CDM	<i>CDM Constructors Inc.</i> <i>CDM Federal Programs Corp.</i> <i>CDM International Inc.</i>
167	Fru-Con Holding Corp.	<i>Bilfinger Berger Civil Inc.</i> <i>Centennial Contractors Inc.</i> <i>Fru-Con Construction Corp.</i>
168	dck Worldwide LLC	<i>dck International LLC</i>

Rank Firm Subsidiary

		<i>dck North America LLC</i> <i>dck Pacific Construction</i> <i>LLC</i> <i>dck Pacific Guam LLC</i> <i>DCK Pacific LLC</i> <i>Oakview dck LLC</i>
170	Anderson Columbia Co. Inc.	<i>A Materials Group</i> <i>A Mining Group LLC</i> <i>ACCI/API, A Joint Venture</i> <i>Buckhorn Materials</i> <i>Durastress</i> <i>Eagle Roofing Products</i> <i>Junction City Mining</i> <i>Suwannee American Cement</i>
172	ENGlobal	<i>ENGlobal Automation</i> <i>ENGlobal Construction</i> <i>ENGlobal Engineering Inc.</i> <i>ENGlobal Government</i> <i>ENGlobal Land Inc.</i>
173	Industrial Contractors Inc.	<i>Industrial Equipment Inc.</i> <i>Tri-State Refractories</i> <i>Corp.</i>
174	J. Fletcher Creamer & Son Inc.	<i>Cream Ridge Construction</i> <i>Co. Inc.</i> <i>Creamer Spiniello A</i> <i>Venture</i> <i>Creamer Environmental Inc.</i> <i>Creamer Sanzari Joint</i> <i>Venture</i>
175	Danis Building Construction Co.	<i>Danis Construction</i> <i>Danis Industrial</i> <i>Construction</i>
176	Garney Holding Co.	<i>Garney Construction</i> <i>Grimm Construction</i>
177	Vecellio Group Inc.	<i>Ranger Construction</i> <i>Industries Inc.</i> <i>Sharpe Bros.</i> <i>Vecellio & Grogan Inc.</i>
178	Shimmick Construction Co. Inc.	<i>Shimmick/Balfour Beatty</i> <i>Rail JV</i> <i>Shimmick/Obayashi JV</i>

2011 Top 400 Contractors – Subsidiaries by Rank

Rank Firm Subsidiary

		<i>Shimmick/Skanska JV</i>
181	Andres Construction Services	<i>Andres Residential LLC</i>
182	Gray Construction	<i>Gray-ICE Builders WS Construction</i>
184	LPCiminelli Inc.	<i>LPCiminelli Construction Corp.</i>
186	Conti Group	<i>Conti Conti Federal Services Inc. Conti Enterprises Inc. Conti of New York LLC Conti of PA LLC Conti Services LLC Sundurance Energy</i>
187	Kitchell Corp.	<i>Kitchell CEM Kitchell Contractors Kitchell Custom Builders LLC Kitchell Custom Homes Kitchell Environmental Inc. Kitchell-Au'authum Ki LLC</i>
188	Knutson Construction Services	<i>Knutson Construction Services Midwest Inc. Knutson Construction Services Rochester Inc.</i>
191	J.F. White Contracting Co.	<i>White Equipment Leasing Corp.</i>
192	Weston Solutions Inc.	<i>MEC Analytical Systems Inc. Moorstein Inc. Weston APG LLC Weston International Holdings Inc. Weston of New Jersey Inc. Weston Power LLC Weston Solutions (Delaware) Inc. Weston Solutions (IPR) Inc. Weston Solutions Global (BVI) Taiwan Ltd. Weston Solutions Global (BVI) UAE Ltd.</i>

Rank Firm Subsidiary

		<i>Weston Solutions Global Inc. Weston Solutions Global TCN (BVI) Ltd. Weston Solutions India Private Ltd. Weston Solutions of Michigan Inc. Weston Solutions of Missouri Inc. Weston Solutions of New York Inc. Weston Westminster LLC Weston-BAMC LLC Weston-North Beach LLC Weston-South Beach LLC</i>
193	Anderson Cos.	<i>Brice Building Co. Harrell Contracting Group Roy Anderson Corp.</i>
196	Shook National Corp.	<i>Ameritcon Inc. Shook Inc.</i>
196	Shook National Corp.	<i>Shook LLC</i>
198	Woodward Design+Build	<i>Woodward Design Group Woodward Engineering Group Woodward Millwork Group Woodward Service Group Woodward Steel Group</i>
201	FCI Constructors Inc.	<i>FCI Constructors of New Mexico LLC</i>
202	Clyde Cos. Inc.	<i>Geneva Rock Products Sunroc Corp. W.W. Clyde & Co.</i>
204	Big-D Construction Corp.	<i>Big-D Pacific Big-D Signature Big-D Southwest</i>
205	Wharton-Smith Inc.	<i>SiteSecure Inc. Wharton-Smith International LLC</i>
207	Graham Group US	

2011 Top 400 Contractors – Subsidiaries by Rank

Rank	Firm	Subsidiary	Rank	Firm	Subsidiary
		Graham Construction and Management Inc. Graham Construction Inc. Graham Construction Services Graham Contracting Ltd.			Branch & Associates Inc. Branch Highways Inc. E.V. Williams Inc. G.J. Hopkins Inc. R. E. Daffan Inc.
212	S. M. Wilson & Co.	Rollins Construction Co.	231	J.J. White Inc.	Exchanger/HydroBlasting Group GC, Mechanical & Electrical HVAC Service/Facility Operations Group Tank Construction Repair Group
217	Cajun Industries LLC	Cajun Constructors Inc., Baton Rouge Cajun Constructors Inc., Houston Cajun Deep Foundations LLC Cajun Equipment Services LLC Cajun Maritime LLC	234	Commercial Contracting Group	Canadian Commercial Contracting Commercial Contracting de Mexico
218	Mascaro Construction Co. LP	Mascaro Contracting LP	236	Absher Construction Co.	Vanguard Construction LLC
220	The Rudolph/Libbe Cos. Inc.	BHP Energy LLC GEM Facility Management LLC GEM Industrial Inc. Rudolph/Libbe Inc. Rudolph/Libbe Properties Inc.	237	MWH Global	MWH Americas Inc. MWH Asia Ltd. MWH Constructors Inc. MWH Enterprises MWH Europe Ltd. MWH Holdings Ltd.
223	William Charles Construction LLC	Environmental Contractors Inc. Ragnar Benson LLC Structors Inc. William Charles Electric LLC William Charles Materials	238	Coastal Construction Group	Coastal Condominiums Coastal Construction Co. Coastal Construction of Miami-Dade Coastal Construction of Palm Beach Coastal Homes
225	The Lauren Corp.	Kamtech Services Inc. Lauren Engineers & Constructors Lauren Services Inc.	239	Clarkson Construction Co.	Everett Quarries Inc. Johnson County Aggregates Superior-Bowen Asphalt Co.
228	H&M Co. Inc.	Concrete Systems Co. LLC Electrical Systems Co. LLC H&M Architects/Engineers Inc. H&M Industrial Services Inc. Mechanical Systems Co. LLC	240	ASRC Energy Services	AES - Houston Contracting Co. Inc. AES E&P Technology Inc. AES Petrochem Inc. AES Response Operations LLC AES-Tri Ocean Engineering ASRC Energy Services Alaska Inc. ASRC Energy Services Inc. Omega Natchiq Inc.
230	The Branch Group Inc.				

2011 Top 400 Contractors – Subsidiaries by Rank

Rank	Firm	Subsidiary	Rank	Firm	Subsidiary
242	The BETTE Cos.	<i>BBL Builders Inc. BBL Florida LLC Bette & Cring LLC</i>	264	CF Jordan Construction LLC	<i>CF Jordan Construction LLC CF Jordan Residential LLC</i>
244	SEMA Construction Inc.	<i>SEMA Precast Inc.</i>	265	Martin-Harris Construction	<i>M&H Building Specialties</i>
245	BMWC Group Inc.	<i>BMW Constructors Inc. BMWC Constructors Inc. BMWC Process Fabrications Inc.</i>	271	Ingenium International Inc.	<i>Cion Corp. Giffels Corp. Ingenium Archial Inc. NORR Architects Engineers Private Ltd. NORR Architects Planners NORR Group Consultants International Ltd. NORR Illinois Inc. NORR LLC NORR Ltd. Architects Engineers Planners Westpro Constructors Inc.</i>
246	Bulley & Andrews LLC	<i>Bulley & Andrews Masonry Restoration Takao Nagai Concrete Restoration</i>	273	Klinger Cos. Inc.	<i>Gleeson Constructors & Engineers LLC Klinger Constructors LLC W.A. Klinger LLC Younglove Construction LLC</i>
248	J.E. Kingham Construction Cos.	<i>J.E. Kingham Construction Co. Kingham Dalton Wilson Ltd.</i>	274	E.E. Reed Construction	<i>Davis/Reed Construction Inc. E. E. Reed Construction LP (Herndon, VA) E. E. Reed Construction LP (Houston, TX) Zapalac/Reed Construction Co. LP</i>
251	Superior Construction Co. Inc.	<i>Superiot Construction Co. Southeast LLC</i>	277	Science Applications International Corp. (SAIC)	<i>R. W. Beck SAIC Energy, Environment & Infrastructure LLC The Benham Cos.</i>
253	Aristeo Construction Co.	<i>Aristeo Construction International Aristeo Installation LLC Aristeo Services Stenco Construction LLC</i>	279	Hinkle Contracting Co. LLC	<i>Hinkle Contracting Co. LLC</i>
254	Donley's Inc.	<i>Blair Concrete LLC Donley's LLC</i>	281	Barr & Barr Inc.	<i>A.P. Schmidt</i>
256	The Jaynes Cos.	<i>Global Structures Jaynes Corp. Jaynes Corp. of California Jaynes Corp. of Colorado Jaynes Structures</i>	282	FNF Construction Inc.	<i>FNF New Mexico LLC</i>
257	Roebbelen	<i>Roebbelen Construction Management Services Inc. Roebbelen Contracting Inc. Roebbelen Management Inc.</i>	283	Elkhorn Holdings	<i>Eagle Pipeline</i>
263	Corman Construction Inc.	<i>Corman Marine Construction Inc.</i>			

2011 Top 400 Contractors – Subsidiaries by Rank

Rank Firm Subsidiary

		<i>Elkhorn Construction Inc.</i> <i>HOAD Inc.</i>
289	Sletten Cos.	<i>Sletten Construction Co.</i> <i>Sletten Construction of Nevada Inc.</i> <i>Sletten Construction of Wyoming Inc.</i>
291	Quandel Enterprises Inc.	<i>J. Vinton Schafer & Sons Inc.</i> <i>Performance Construction Services Inc.</i> <i>Pyramid Construction Services Inc.</i> <i>QEI Construction Group LLC</i> <i>The Quandel Group Inc.</i>
293	Gemma Power Systems	<i>Gemma Renewable Power LLC</i>
297	Bozzuto Construction Co.	<i>Bozzuto Contracting Co.</i>
299	The Lemoine Co. LLC	<i>Matrix Building Systems LLC</i>
300	Wagman Cos.	<i>G.A. & F.C. Wagman Inc.</i> <i>Wagman Construction Inc.</i>
302	Morley Builders	<i>Benchmark Contractors</i> <i>Morley Construction</i>
303	S.D. Deacon Corp.	<i>J.R. Roberts/Deacon Inc.</i> <i>RemcoDeacon Inc.</i> <i>S.D. Deacon Corp. of California Inc.</i> <i>S.D. Deacon Corp. of Oregon</i> <i>S.D. Deacon Corp. of Washington Inc.</i> <i>S.D. Deacon Enterprises Inc.</i>
307	Stevens Engineers & Constructors Inc.	<i>Continental Design & Management Group</i>
311	Garco Construction Inc.	<i>Acme Concrete Paving Inc.</i>
314	Gotham Construction Co. LLC	

Rank Firm Subsidiary

		<i>Gotham Greenwich Construction Co.</i>
315	The Walsh Group	<i>Walsh Construction Co., OR</i> <i>Walsh Construction Co., WA</i>
316	The LiRo Group	<i>LiRo Architects + Planners PC</i> <i>LiRo Engineers Inc.</i> <i>LiRo Program and Construction Management PC</i>
318	Barnard Construction Co. Inc.	<i>Barnard of Nevada Inc.</i> <i>Barnard Pipeline Inc.</i>
323	James R. Vannoy & Sons Construction Co. Inc.	<i>Cardinal Stone Enterprises</i>
329	McCormick Inc. & Subsidiaries	<i>Asphalt Paving & Supply</i> <i>Dakota RM Construction</i> <i>McCormick Construction</i> <i>Northern Improvement Co.</i> <i>Roberts Construction Co.</i>
331	Posillico Inc.	<i>Posillico Civil Inc.</i> <i>Posillico Environmental Inc.</i> <i>Posillico Materials Inc.</i>
333	Batson-Cook Co.	<i>Batson-Cook Co. (Atlanta, GA)</i> <i>Batson-Cook Co. (Jacksonville, FL)</i> <i>Batson-Cook Co. (Tampa, FL)</i> <i>Batson-Cook Co. (West Point, GA)</i>
338	New South Construction Co. Inc.	<i>New South Construction Co. (Savannah, GA)</i>
340	The Hagerman Group	<i>Hagerman Construction Corp.</i> <i>Hagerman Inc.</i>
343	Frontier-Kemper Constructors Inc.	<i>Frontier-Kemper Constructors ULC</i>

2011 Top 400 Contractors – Subsidiaries by Rank

Rank	Firm	Subsidiary	Rank	Firm	Subsidiary
349	Atkins North America	<i>PBS&J Constructors Inc. PBS&J International Inc. Peter R. Brown Construction Inc. Post, Buckley, Schuh & Jernigan Inc. (PBS&J)</i>	373	Meadow Valley	<i>American Civil Constructors Inc. Meadow Valley Contractors Inc.</i>
353	Triangle Associates Inc.	<i>Triangle Equities Triangle Homes Triangle Properties</i>	374	Jay Cashman Inc.	<i>Cashman Dredging & Marine Constructors LLC Marine Contracting LLC Preload Inc. Sterling Equipment Inc.</i>
354	Elkins Constructors Inc.	<i>Elkins Constructors (Savannah, GA)</i>	378	Davis Constructors & Engineers Inc.	<i>Mass Excavation Inc.</i>
360	Brinkmann Constructors	<i>Brinkmann Constructors (CO) Brinkmann Constructors (MO)</i>	380	RMT Inc.	<i>RMT Consulting Engineers PC RMT Inc. Michigan RMT International Inc. RMT North Carolina Inc.</i>
362	KPRS Construction Services Inc.	<i>KPRS Hawaii Construction Inc.</i>	382	WELBRO Building Corp.	<i>DonahueFavret/WELBRO LLC Pike/WELBRO Joint Venture Teamwork Structures LLC WELBRO Building Corp. WELBRO Condominium Construction LLC WELBRO Management WELBRO/Ellis Don and Sierra Joint Venture WELBRO/Foley Joint Venture</i>
364	Wolverine Building Group Inc.	<i>Fryling Construction Wolverine Building Inc. Wolverine Construction Wolverine North America</i>	383	Ulliman Schutte Construction LLC	<i>Clark/US Joint Venture 50% Clark/US LLC Joint Venture 50%</i>
365	Lyles Construction Group	<i>American Paving Co. Kaweah Construction Co. Lyles Mechanical Co. W.M. Lyles Co.</i>	389	Osborne Construction Co.	<i>Osborne Construction Co. (Anchorage, AK) Osborne Construction Co. (Fairbanks, AK)</i>
366	The Morganti Group Inc.	<i>Morganti Florida Inc. Morganti National Inc. Morganti Texas Inc.</i>	391	Pioneer General Contractors	<i>Metal Tech Tailored Building Systems</i>
369	Butz Enterprises Inc.	<i>Alexander Building Construction Co. Alvin H. Butz Inc. Shoemaker Construction Co.</i>	399	Wadsworth Brothers Construction	<i>Five Diamond Precast</i>
371	Skender Construction Co.	<i>Skender Facilities Group LLC Skender Interiors Group LLC</i>			
372	Catamount Constructors Inc.	<i>C3 LLC MCC/Catamount LLC</i>			